



trase

Itauna

COMMODITY YEAR COUNTRY BIOME
Beef 2017 Brazil Mata atlantica

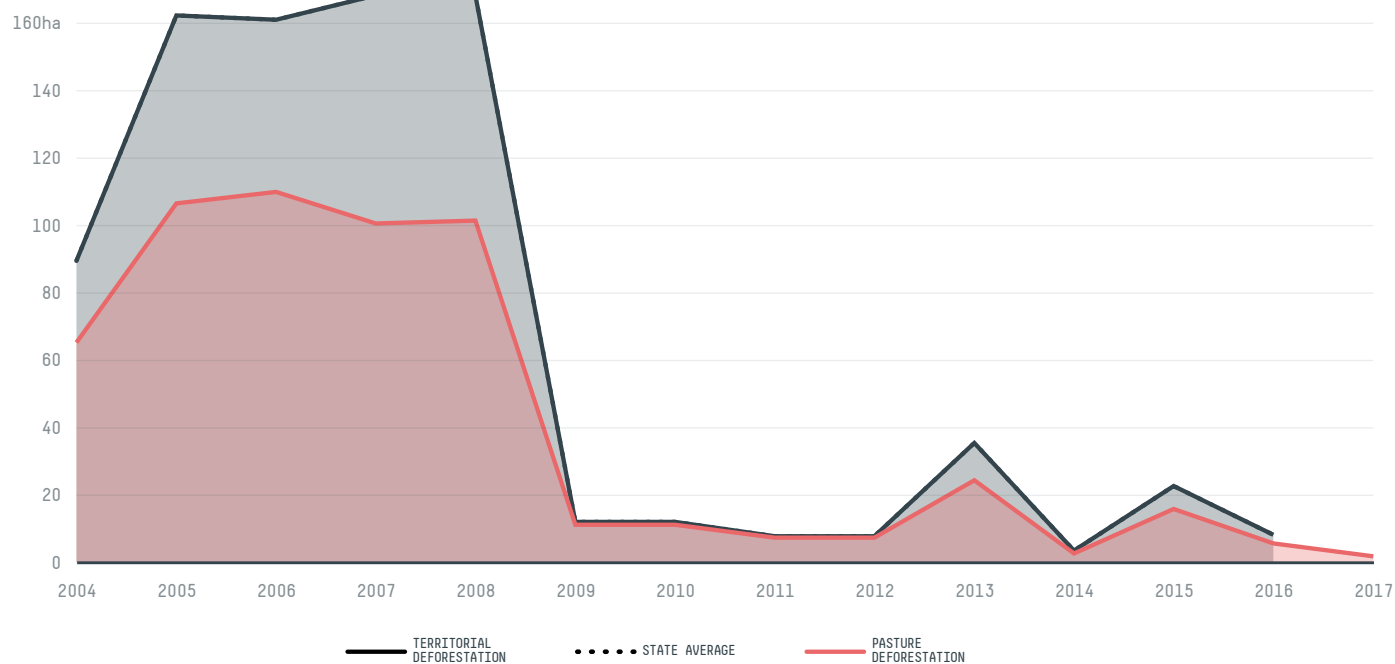
PASTURE AREA
28,274.5 ha

The largest exporter of beef in Itauna was Plena Alimentos, which accounted for 96.2% of the total exports, and the main destination was China (Hong Kong).

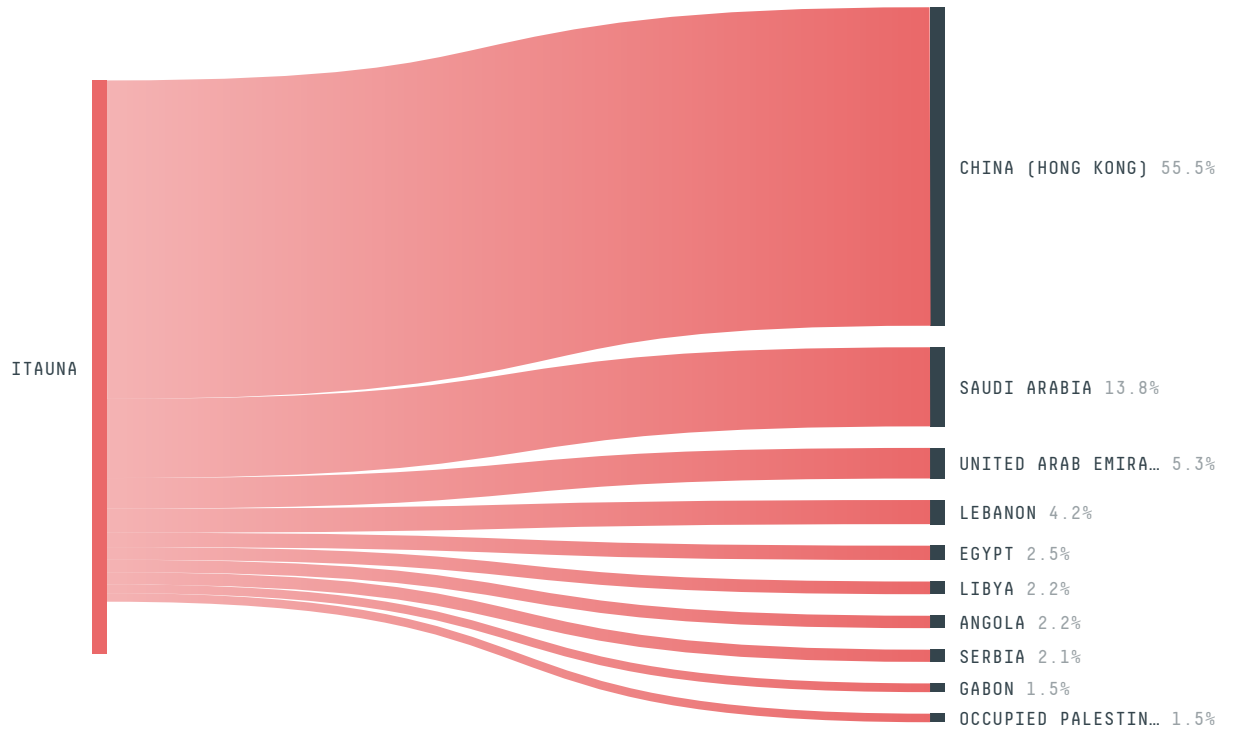
AGRICULTURAL INDICATORS	SCORE
Pasture area	28,274.5 ha
ENVIRONMENTAL INDICATORS	SCORE
Pasture deforestation	1.9 ha
Territorial deforestation	- ha
CO2 emissions from pasture deforestation	158.1 t CO2
Land-based CO2 emissions	- t CO2
Water scarcity	4 /7

SOCIO-ECONOMIC INDICATORS	SCORE
GDP per capita	- USD/capita
GDP from agriculture	- %
Human Development Index	0.758 /1
Smallholder dominance	67 %
Reported cases of forced labour	-
Reported cases of land conflicts	-
Population	90,084
TERRITORIAL GOVERNANCE	SCORE
Legal Reserve deficit	214.8 ha
Legal Reserve deficit as a % of private land	0.8 %
Protected vegetation in private land	1,955.6 ha
Unprotected vegetation in private land	790.7 ha
Number of environmental embargoes	0
ACTOR COMMITMENTS	SCORE

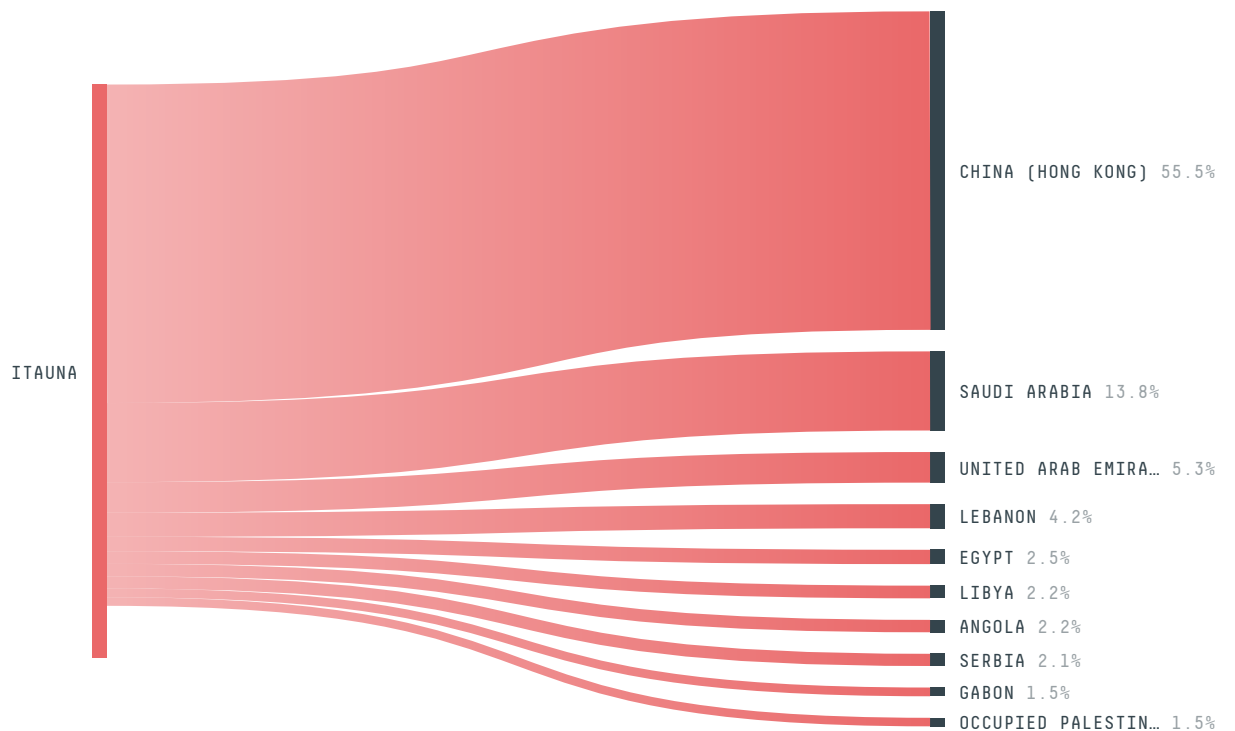
DEFORESTATION TRAJECTORY OF ITAUNA



TOP TRADERS OF BEEF IN ITAUNA IN 2017




TOP IMPORTING COUNTRIES OF BEEF FROM ITAUNA IN 2017





Trase is a partnership between

 Stockholm Environment Institute

 Global Canopy Programme

In collaboration with

 vizzuality

 The European Forest Institute

and many other organizations and individuals.

Donors

 The Global Environment Facility

 WWF

 Europe

 Gordon and Betty Moore Foundation

 The Nature Conservancy

 Department for International Development

 Formas

 Norway's International Climate and Forest Initiative (NICFI)

[Terms of Use](#) · [Privacy policy](#) · [Cookie policy](#) · [Contact us](#)