



trase

Ponto chique

COMMODITY YEAR COUNTRY BIOME
Beef 2017 Brazil Cerrado

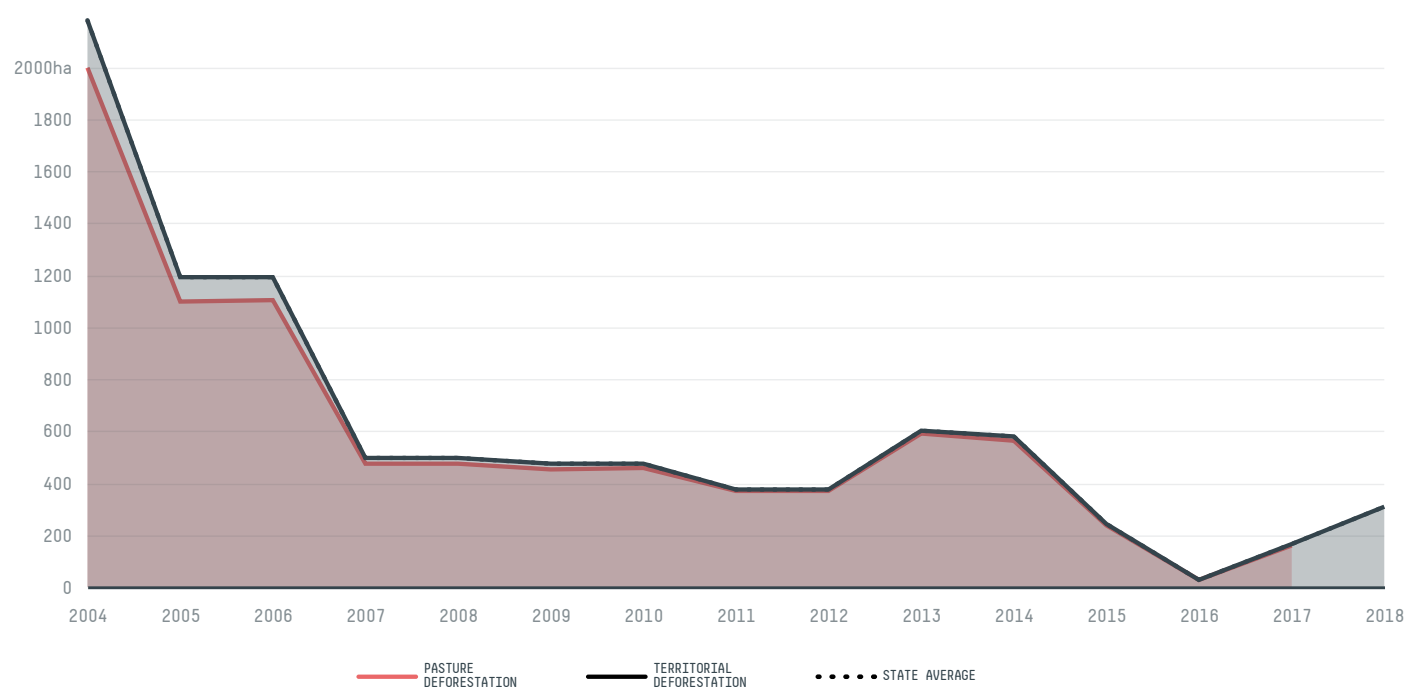
PASTURE AREA
34,511.8 ha

The largest exporter of beef in Ponto Chique was Minerva, which accounted for 98.7% of the total exports, and the main destination was Egypt.

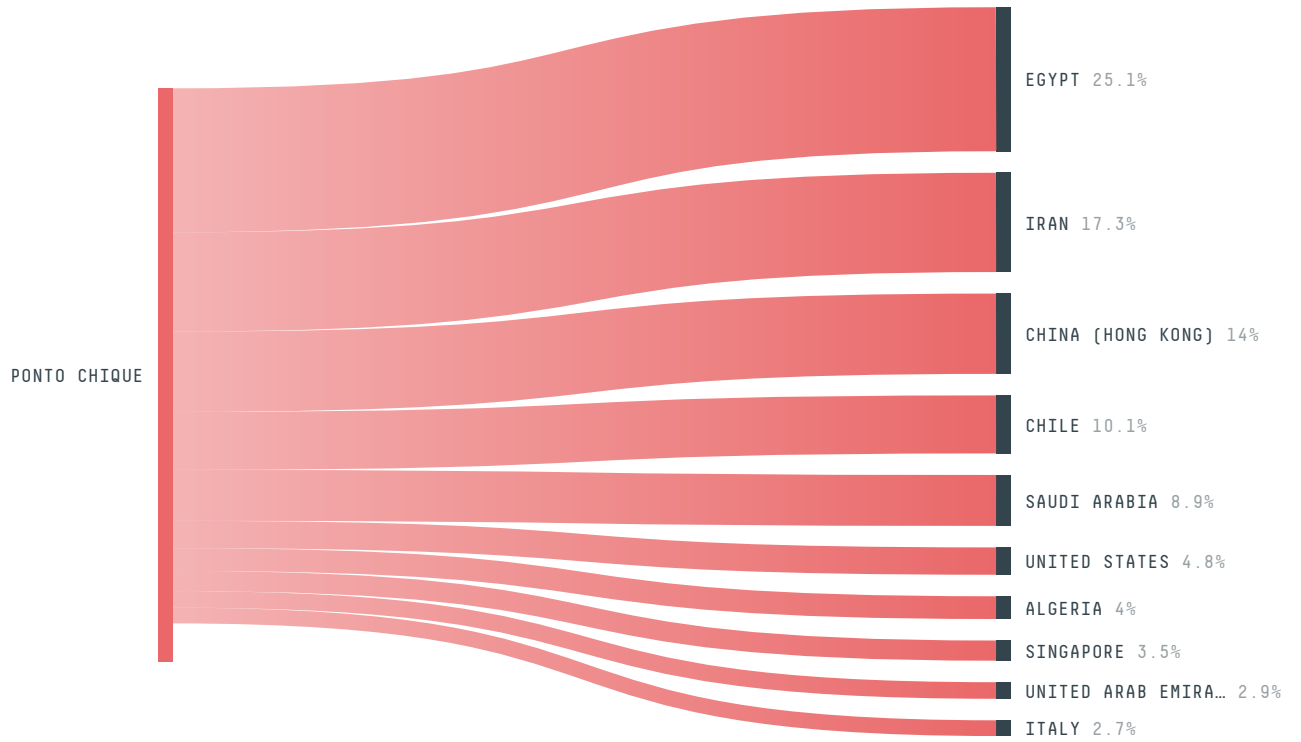
AGRICULTURAL INDICATORS	SCORE
Pasture area	34,511.8 ha
ENVIRONMENTAL INDICATORS	SCORE
Pasture deforestation	161.5 ha
Territorial deforestation	165 ha
CO2 emissions from pasture deforestation	15,918.3 t CO2
Land-based CO2 emissions	16,168.8 t CO2
Water scarcity	3 / 7

SOCIO-ECONOMIC INDICATORS	SCORE
GDP per capita	- USD/capita
GDP from agriculture	- %
Human Development Index	0.606 /1
Smallholder dominance	25 %
Reported cases of forced labour	-
Reported cases of land conflicts	-
Population	4,161
TERRITORIAL GOVERNANCE	SCORE
Legal Reserve deficit	318.2 ha
Legal Reserve deficit as a % of private land	0.9 %
Protected vegetation in private land	6,208.6 ha
Unprotected vegetation in private land	10,820.4 ha
Number of environmental embargoes	0
ACTOR COMMITMENTS	SCORE

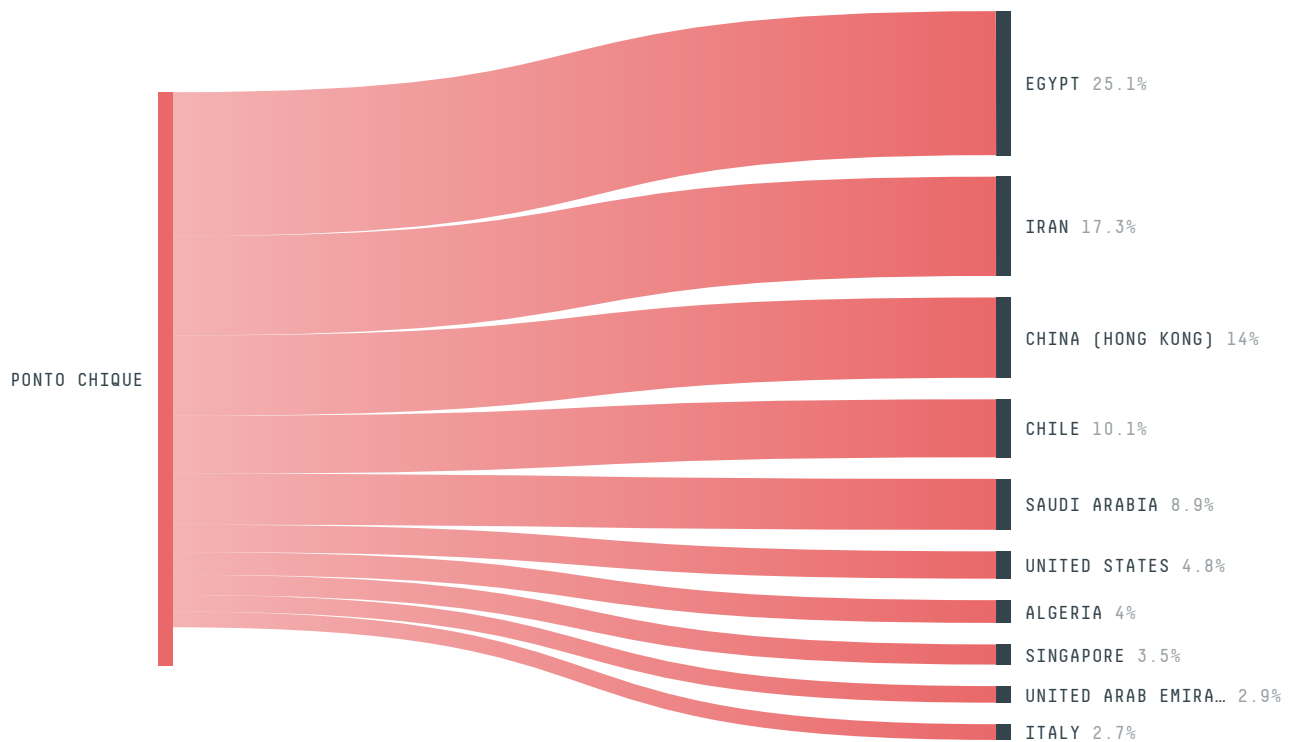
DEFORESTATION TRAJECTORY OF PONTO CHIQUE



TOP TRADERS OF BEEF IN PONTO CHIQUE IN 2017



TOP IMPORTING COUNTRIES OF BEEF FROM PONTO CHIQUE IN 2017



Trase is a partnership between

 Stockholm Environment Institute

 Global Canopy Programme

In collaboration with

 vizzuality

 The European Forest Institute

and many other organizations and individuals.

Donors

 The Global Environment Facility

 WWF


 Europe

 Gordon and Betty Moore Foundation

 The Nature Conservancy

 Department for International Development

 Formas

 Norway's International Climate and Forest Initiative (NICFI)

[Terms of Use](#) · [Privacy policy](#) · [Cookie policy](#) · [Contact us](#)