



trase

Sena madureira

COMMODITY YEAR COUNTRY BIOME STATE
Beef 2017 Brazil Amazonia Acre

PASTURE AREA
148,880.2 ha

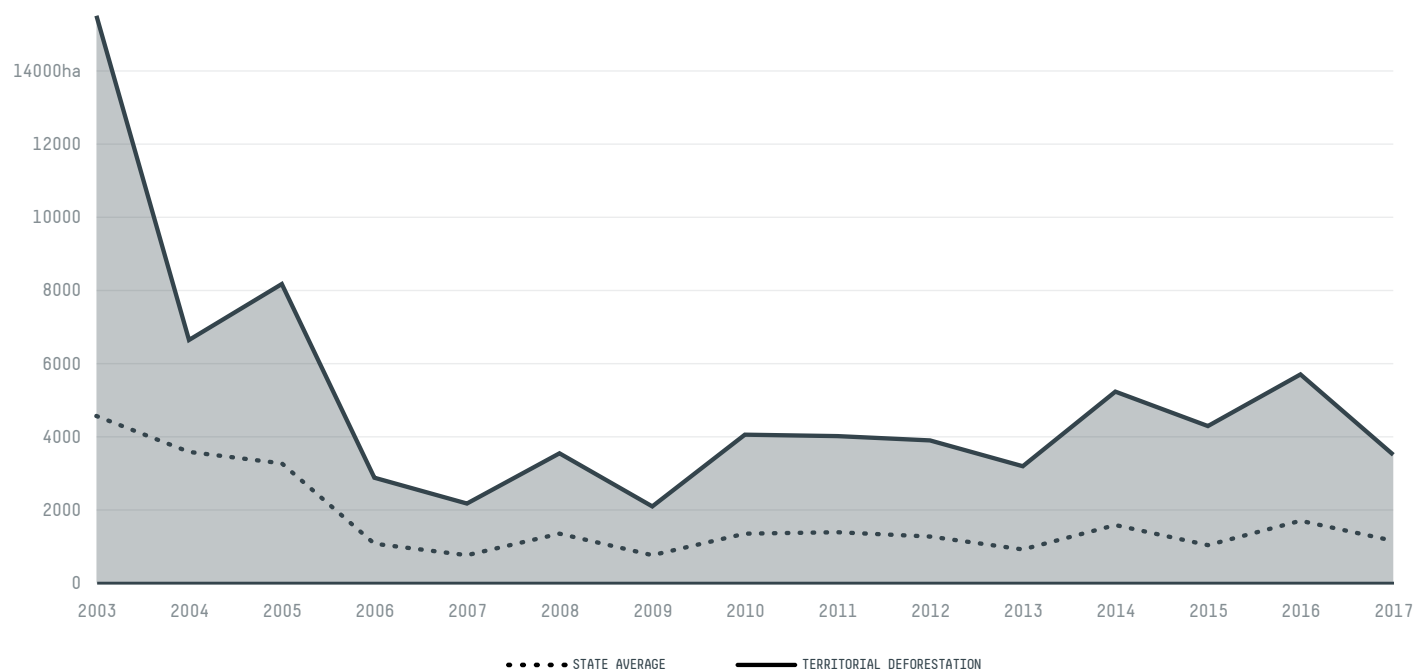
The largest exporter of beef in Sena Madureira was Michi Foods Producao Comercio Distribuicao Importacao E, which accounted for 33.3% of the total exports, and the main destination was China (Hong Kong).

AGRICULTURAL INDICATORS	SCORE	STATE RANKING
Pasture area	148,880.2 ha	3
Cattle stocking rate	1.3 heads/ha	7


ENVIRONMENTAL INDICATORS	SCORE	STATE RANKING
Cattle deforestation per tonne	0.2 ha/t	10
Pasture deforestation	110.7 ha	1
CO2 emissions from cattle deforestation per tonne	114.9 t CO2/t	10
CO2 emissions from pasture deforestation	68,570.8 t CO2	2
Territorial deforestation	3,499 ha	1
Land based CO2 emissions	1,741,758 t CO2	1
Water scarcity	2 /7	1

SOCIO-ECONOMIC INDICATORS	SCORE	STATE RANKING
GDP per capita	- USD/capita	-
GDP from agriculture	- %	-
Human Development Index	0.603 /1	9
Smallholder dominance	36 %	-
Reported cases of forced labour	-	-
Reported cases of land conflicts	-	-
Population	40,311	3
TERRITORIAL GOVERNANCE	SCORE	STATE RANKING
Legal Reserve deficit	291.4 ha	12
Legal Reserve deficit as a % of private land	0 %	-
Protected vegetation in private land	502,217.8 ha	-
Unprotected vegetation in private land	66,104.5 ha	3
Number of environmental embargoes	34	2
ACTOR COMMITMENTS	SCORE	STATE RANKING
Cattle products traded under zero deforestation commitment	29.7 %	5

DEFORESTATION TRAJECTORY OF SENA MADUREIRA




TOP TRADERS OF BEEF IN SENA MADUREIRA IN 2017




TOP IMPORTING COUNTRIES OF BEEF FROM SENA MADUREIRA IN 2017



Trase is a partnership between



In collaboration with



and many other organizations and

Donors



This website uses cookies to provide you with an improved user experience. By continuing to browse this site, you consent to the use of cookies and similar technologies. Please visit our [privacy policy](#) for further details.

I AGREE