



trase

Presidente medici

COMMODITY YEAR COUNTRY BIOME
Beef 2017 Brazil Amazonia

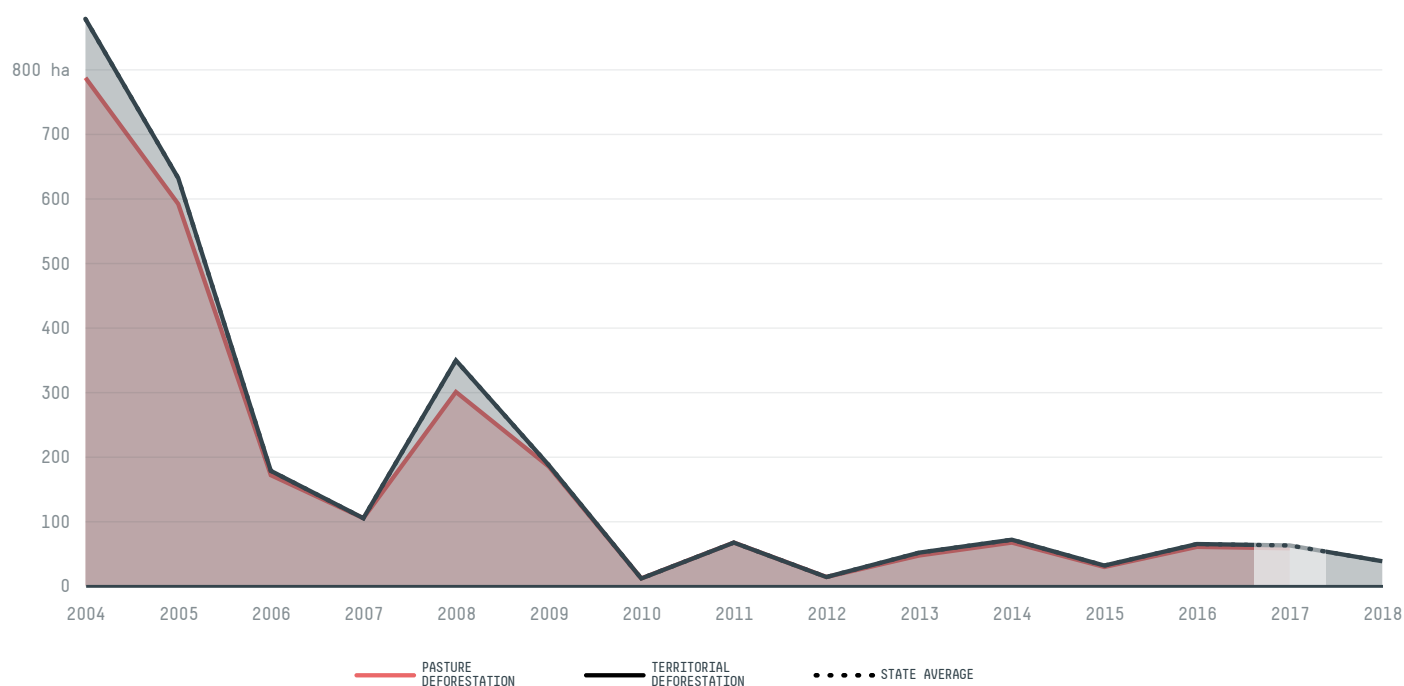
PASTURE AREA
149,465.1 ha

The largest exporter of beef in Presidente Medici was Jbs, which accounted for 41.8% of the total exports, and the main destination was China (Hong Kong).

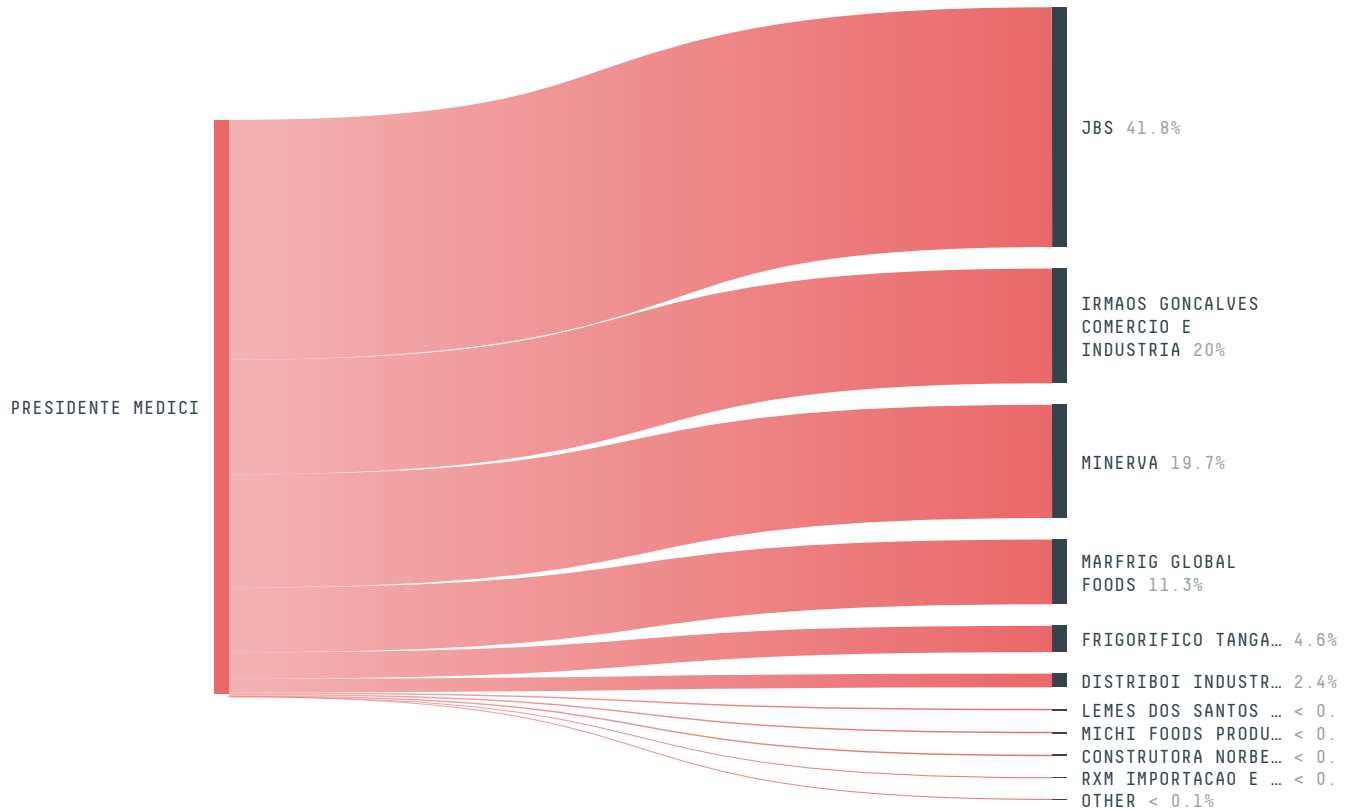
AGRICULTURAL INDICATORS	SCORE
Pasture area	149,465.1 ha
ENVIRONMENTAL INDICATORS	SCORE
Pasture deforestation	58.2 ha
Cattle deforestation per tonne	0 ha/t
Territorial deforestation	63 ha
Land-based CO2 emissions	37,107.8 t CO2
Water scarcity	2 /7
CO2 emissions from pasture deforestation	34,317.8 t CO2

SOCIO-ECONOMIC INDICATORS	SCORE
GDP per capita	- USD/capita
GDP from agriculture	- %
Human Development Index	0.664 /1
Smallholder dominance	81 %
Reported cases of forced labour	-
Reported cases of land conflicts	-
Population	23,017
TERRITORIAL GOVERNANCE	SCORE
Legal Reserve deficit	3,857.1 ha
Legal Reserve deficit as a % of private land	3 %
Protected vegetation in private land	27,866 ha
Unprotected vegetation in private land	85.8 ha
Number of environmental embargoes	7
ACTOR COMMITMENTS	SCORE

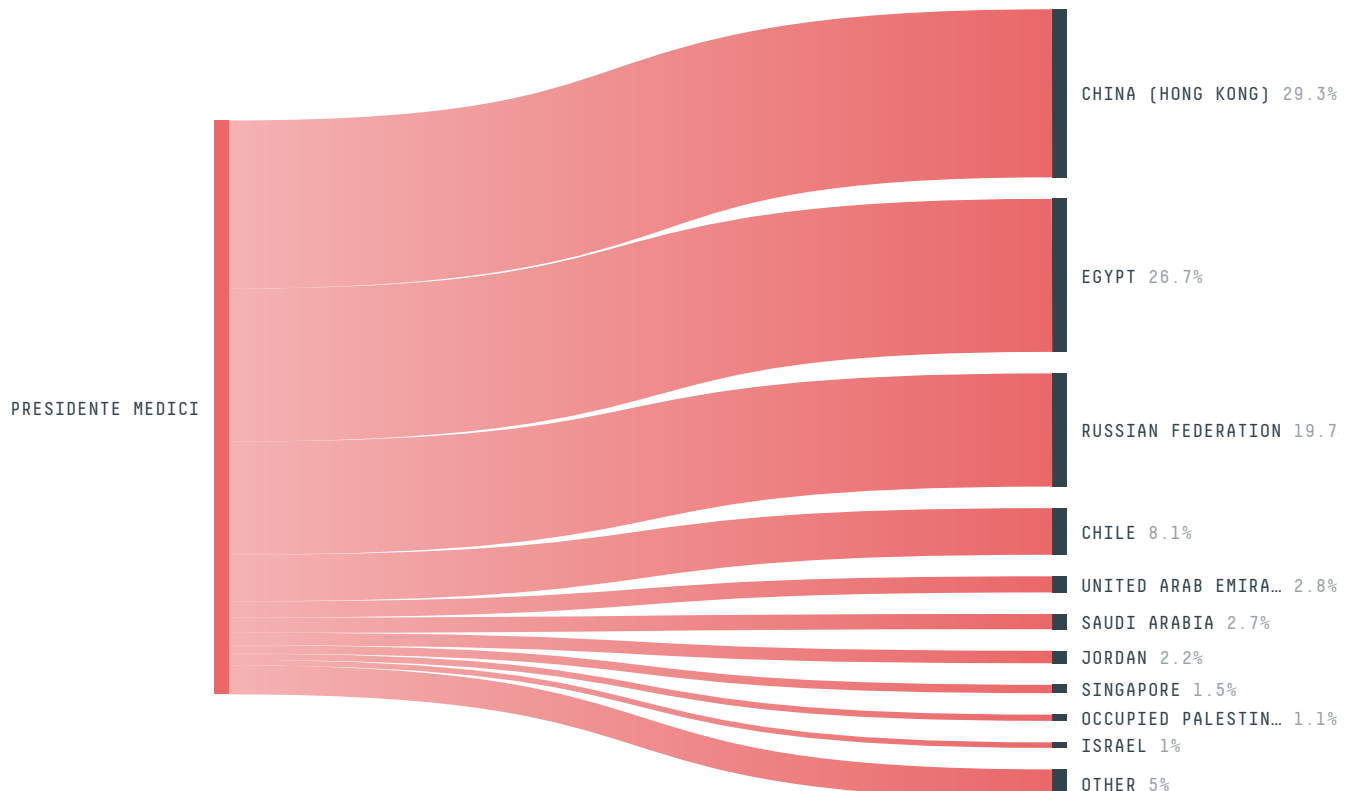
DEFORESTATION TRAJECTORY OF PRESIDENTE MEDICI



TOP TRADERS OF BEEF IN PRESIDENTE MEDICI IN 2017



TOP IMPORTING COUNTRIES OF BEEF FROM PRESIDENTE MEDICI IN 2017




Trase is a partnership between

 Stockholm Environment Institute

 Global Canopy Programme

In collaboration with

 vizzuality

 The European Forest Institute

and many other organizations and individuals.

Donors

 The Global Environment Facility

 WWF


 Europe

 Gordon and Betty Moore Foundation

 The Nature Conservancy

 Department for International Development

 Formas

 Norway's International Climate and Forest Initiative (NICFI)

[Terms of Use](#) · [Privacy policy](#) · [Cookie policy](#) · [Contact us](#)