



trase

Felixlandia

COMMODITY YEAR COUNTRY BIOME
Beef 2017 Brazil Cerrado

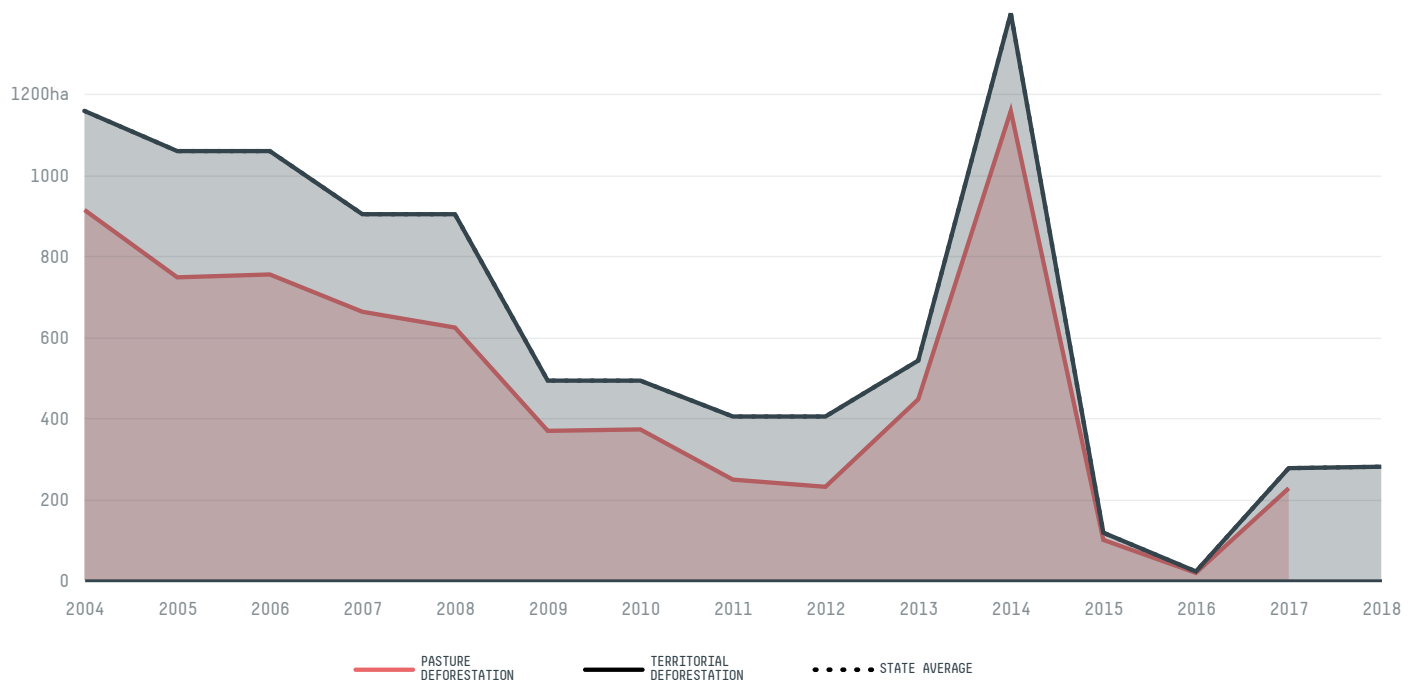
PASTURE AREA
57,087.6 ha

The largest exporter of beef in Felixlandia was Plena Alimentos, which accounted for 93.6% of the total exports, and the main destination was China (Hong Kong).

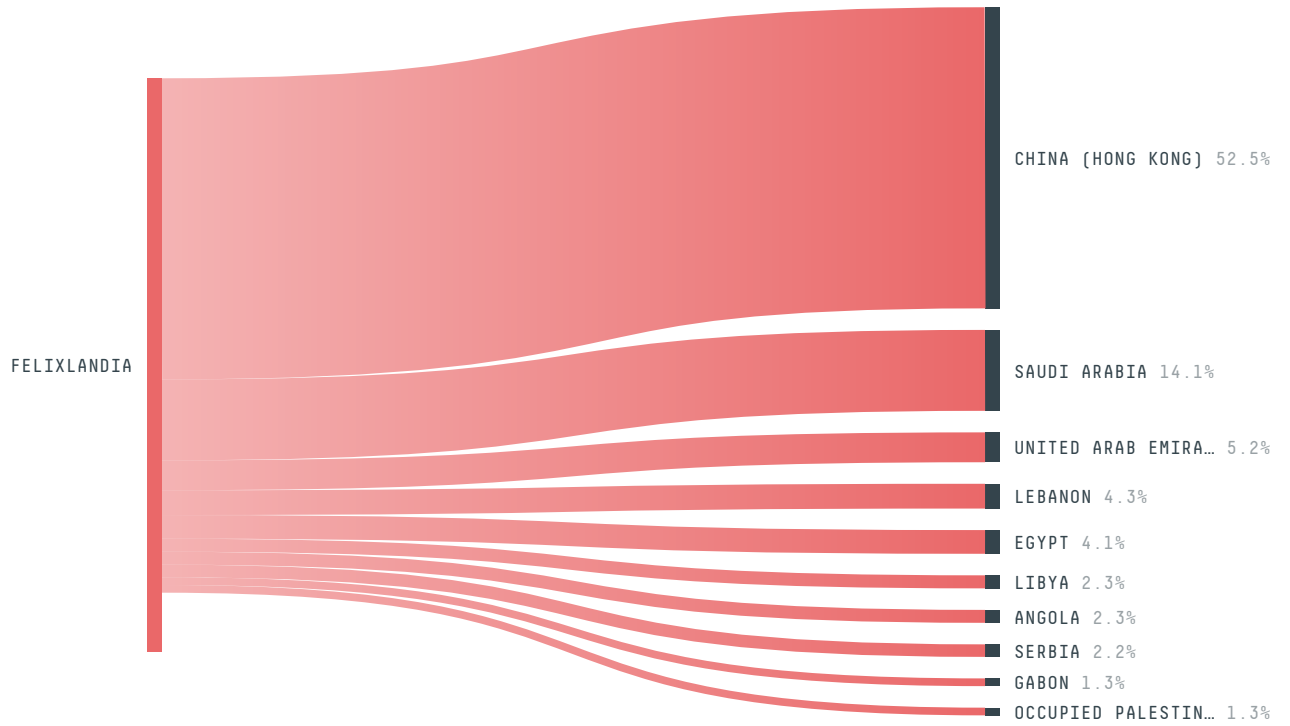
AGRICULTURAL INDICATORS	SCORE
Pasture area	57,087.6 ha
ENVIRONMENTAL INDICATORS	SCORE
Pasture deforestation	228.4 ha
Territorial deforestation	276 ha
CO2 emissions from pasture deforestation	22,433.6 t CO2
Land-based CO2 emissions	27,676.2 t CO2
Water scarcity	2 / 7

SOCIO-ECONOMIC INDICATORS	SCORE
GDP per capita	- USD/capita
GDP from agriculture	- %
Human Development Index	0.648 /1
Smallholder dominance	22 %
Reported cases of forced labour	-
Reported cases of land conflicts	-
Population	14,864
TERRITORIAL GOVERNANCE	SCORE
Legal Reserve deficit	2,103.6 ha
Legal Reserve deficit as a % of private land	2.2 %
Protected vegetation in private land	15,466.2 ha
Unprotected vegetation in private land	19,875.9 ha
Number of environmental embargoes	0
ACTOR COMMITMENTS	SCORE

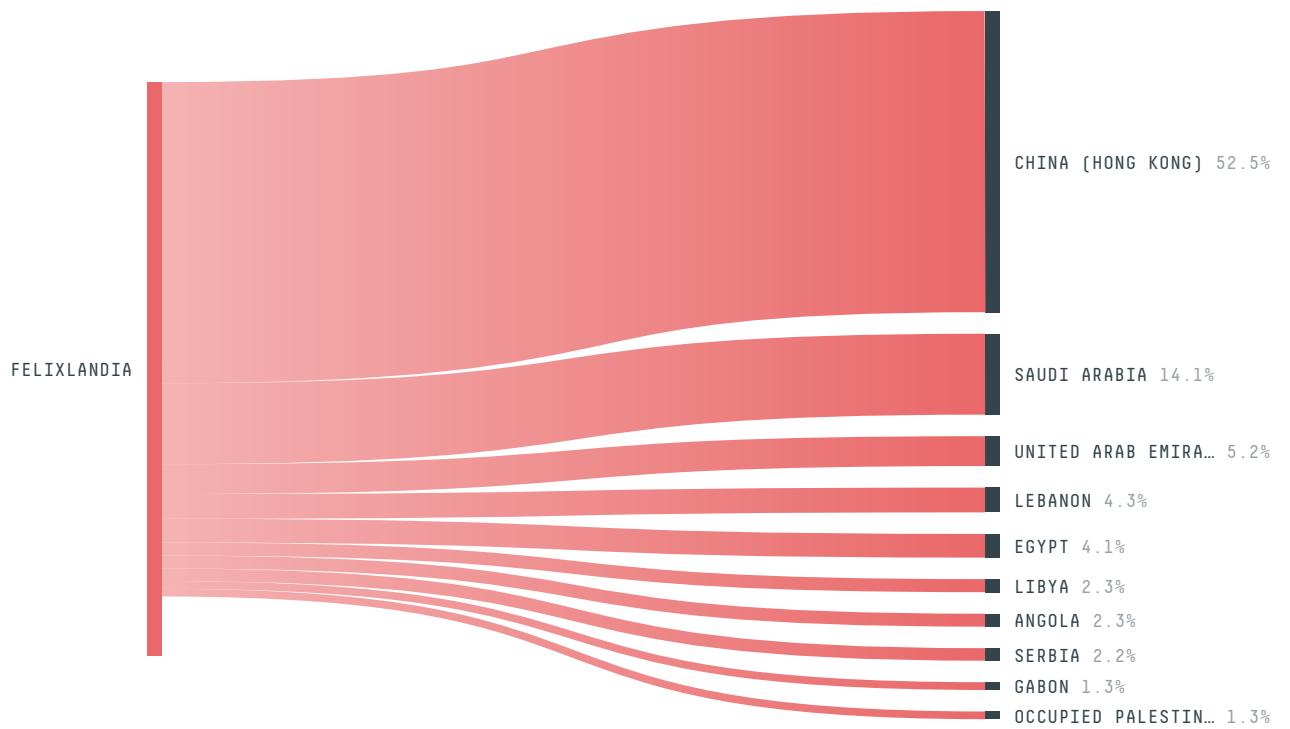
DEFORESTATION TRAJECTORY OF FELIXLANDIA



TOP TRADERS OF BEEF IN FELIXLANDIA IN 2017




TOP IMPORTING COUNTRIES OF BEEF FROM FELIXLANDIA IN 2017





Trase is a partnership between

 Stockholm Environment Institute

 Global Canopy Programme

In collaboration with

 vizzuality

 The European Forest Institute

and many other organizations and individuals.

Donors

 The Global Environment Facility

 WWF

 Europe

 Gordon and Betty Moore Foundation

 The Nature Conservancy

 Department for International Development

 Formas

 Norway's International Climate and Forest Initiative (NICFI)

[Terms of Use](#) · [Privacy policy](#) · [Cookie policy](#) · [Contact us](#)