



trase

Salinas

COMMODITY YEAR COUNTRY BIOME
Beef 2017 Brazil Mata atlantica

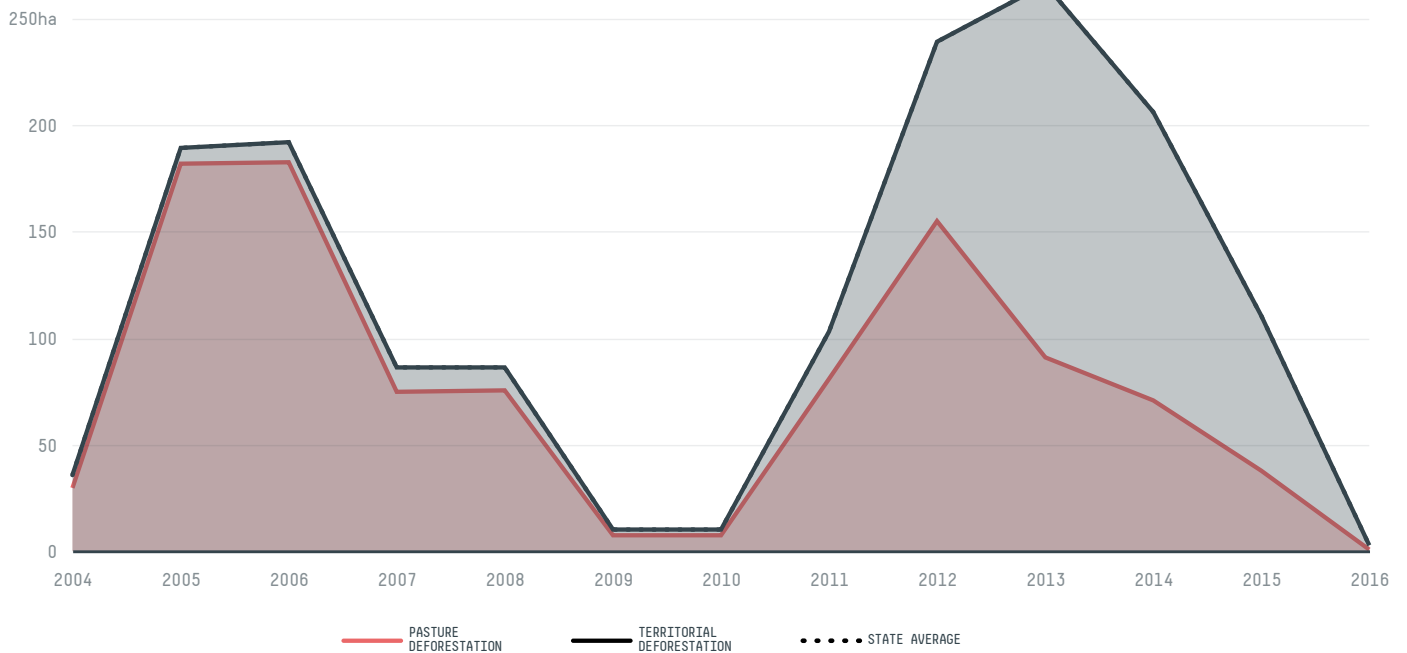
PASTURE AREA
92,536.2 ha

The largest exporter of beef in Salinas was Minerva, which accounted for 99.3% of the total exports, and the main destination was Egypt.

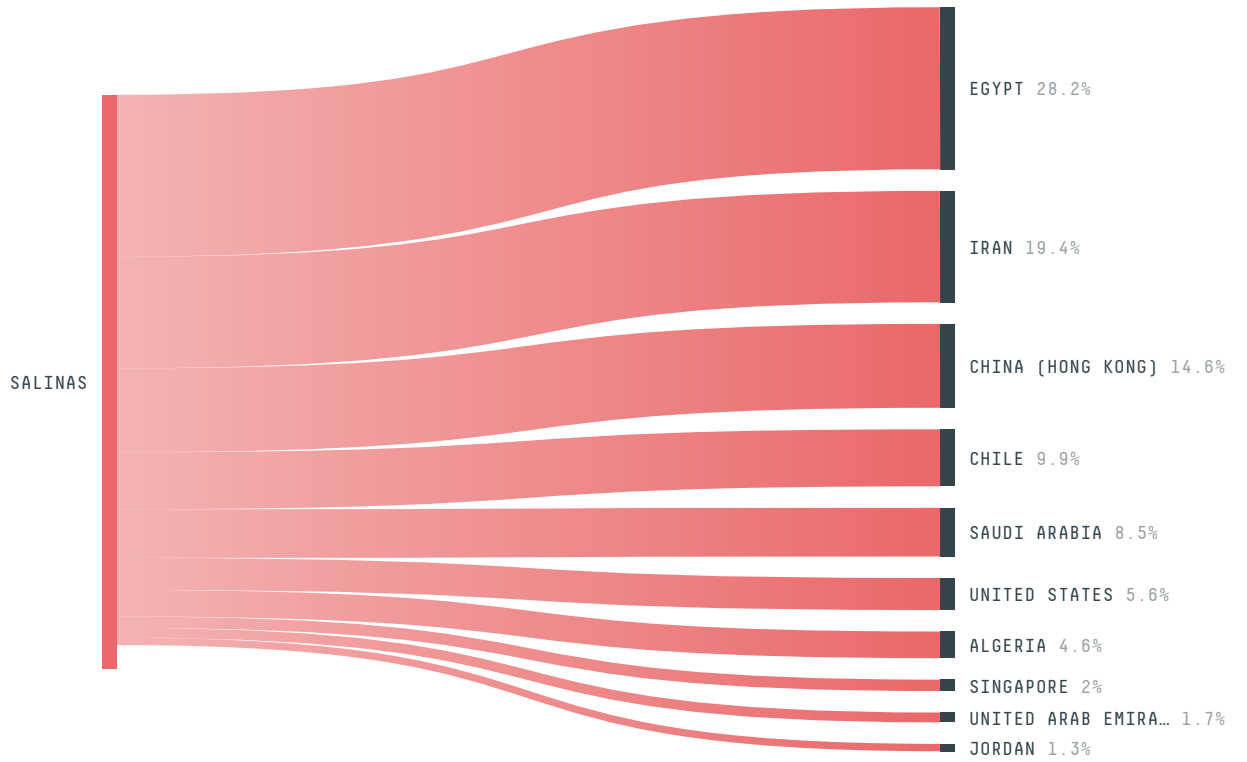
AGRICULTURAL INDICATORS	SCORE
Pasture area	92,536.2 ha
ENVIRONMENTAL INDICATORS	SCORE
Pasture deforestation	- ha
Territorial deforestation	- ha
CO2 emissions from pasture deforestation	- t CO2
Land-based CO2 emissions	- t CO2
Water scarcity	4 / 7

SOCIO-ECONOMIC INDICATORS	SCORE
GDP per capita	- USD/capita
GDP from agriculture	- %
Human Development Index	0.679 /1
Smallholder dominance	66 %
Reported cases of forced labour	-
Reported cases of land conflicts	-
Population	40,942
TERRITORIAL GOVERNANCE	SCORE
Legal Reserve deficit	621.7 ha
Legal Reserve deficit as a % of private land	0.6 %
Protected vegetation in private land	13,810.3 ha
Unprotected vegetation in private land	8,156.7 ha
Number of environmental embargoes	0
ACTOR COMMITMENTS	SCORE

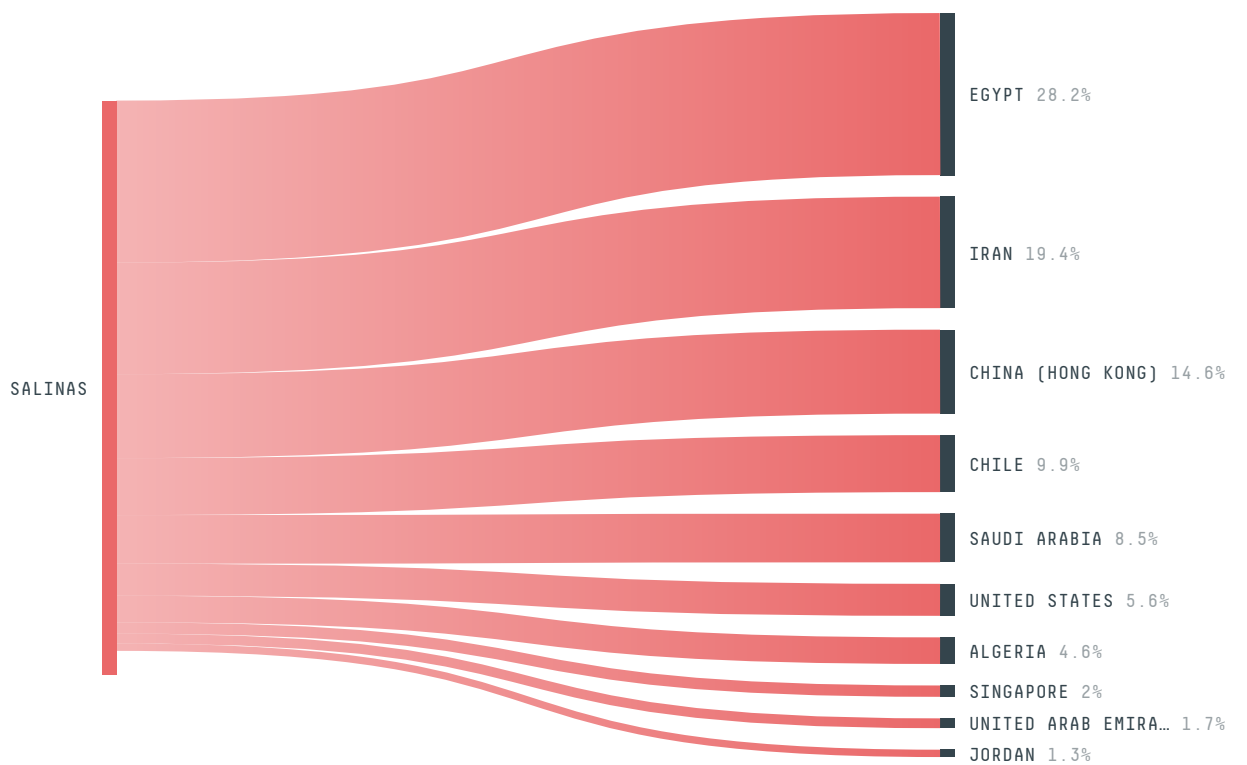
DEFORESTATION TRAJECTORY OF SALINAS



TOP TRADERS OF BEEF IN SALINAS IN 2017




TOP IMPORTING COUNTRIES OF BEEF FROM SALINAS IN 2017



Trase is a partnership between

 Stockholm Environment Institute

 Global Canopy Programme

In collaboration with

 vizzuality

 The European Forest Institute

and many other organizations and individuals.

Donors

 The Global Environment Facility

 WWF

 Europe

 Gordon and Betty Moore Foundation

 The Nature Conservancy

 Department for International Development

 Formas

 Norway's International Climate and Forest Initiative (NICFI)

[Terms of Use](#) · [Privacy policy](#) · [Cookie policy](#) · [Contact us](#)