



trase

Pompeu

COMMODITY YEAR COUNTRY BIOME
Beef 2017 Brazil Cerrado

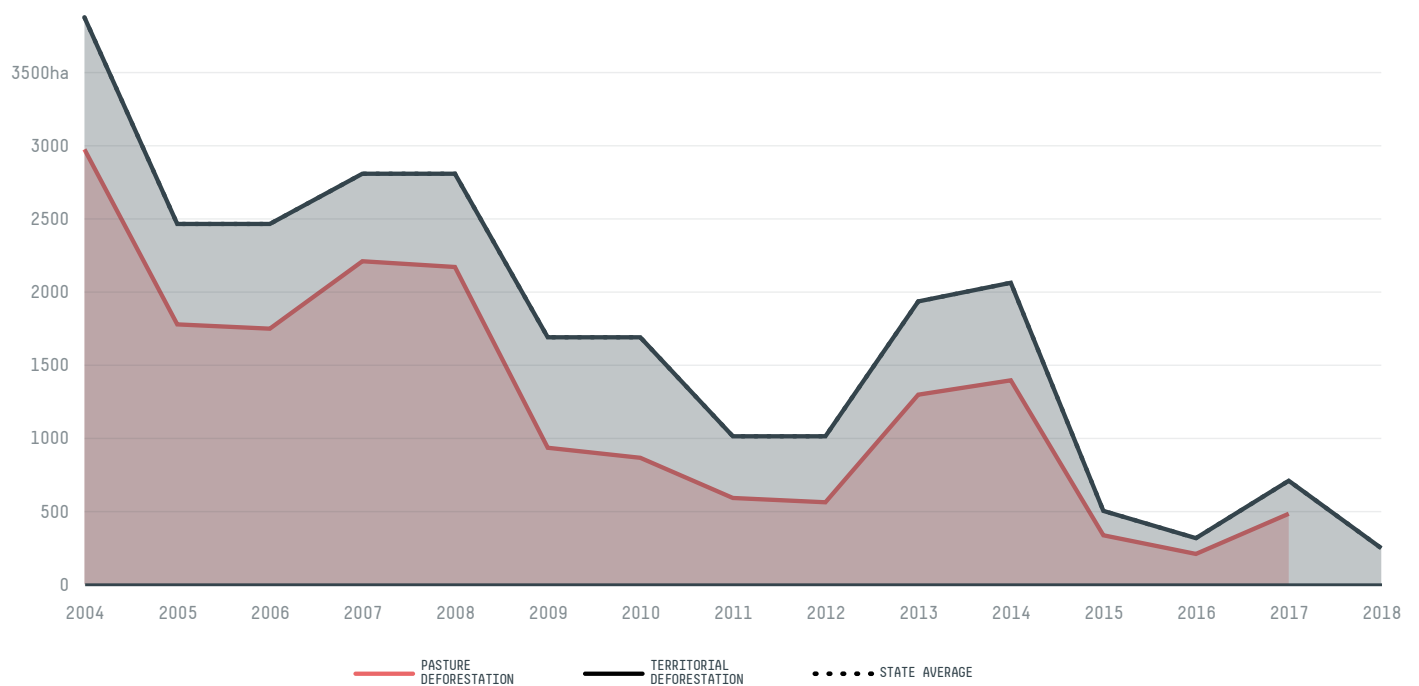
PASTURE AREA
111,169.2 ha

The largest exporter of beef in Pompeu was Plena Alimentos, which accounted for 49.1% of the total exports, and the main destination was China (Hong Kong).

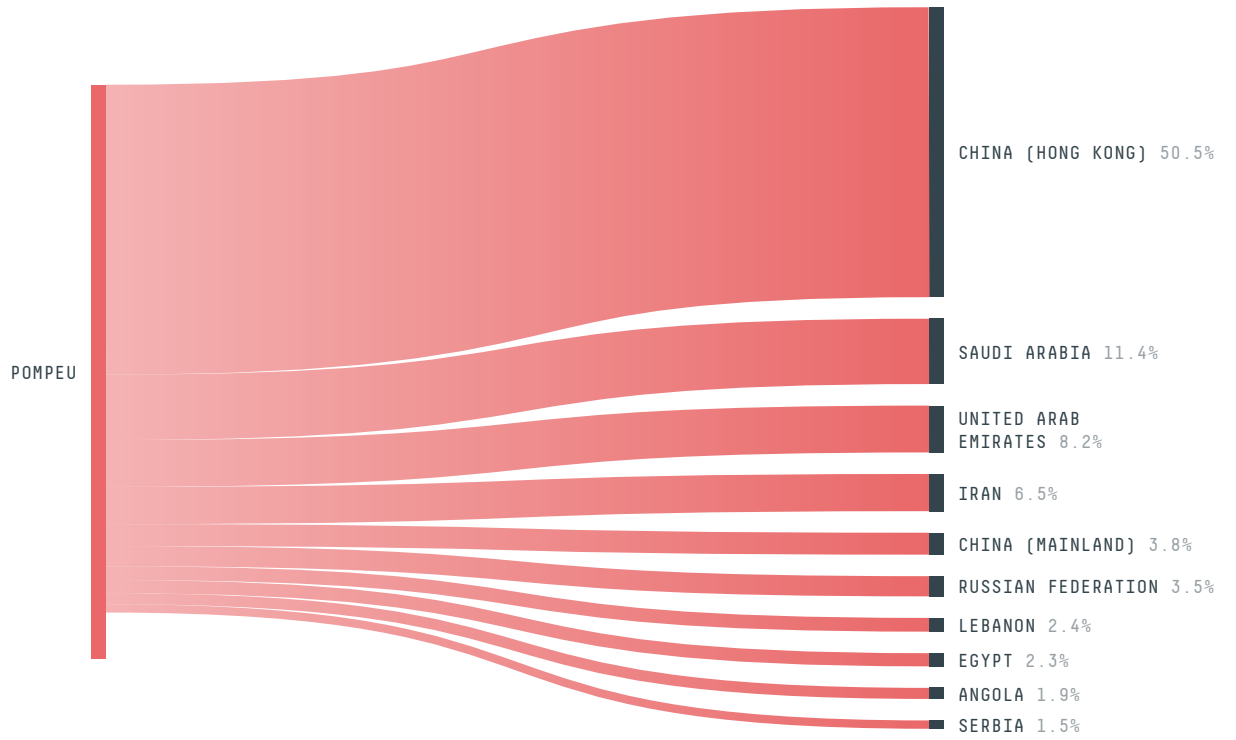
AGRICULTURAL INDICATORS	SCORE
Pasture area	111,169.2 ha
ENVIRONMENTAL INDICATORS	SCORE
Pasture deforestation	476.3 ha
Territorial deforestation	708 ha
CO2 emissions from pasture deforestation	91,667.3 t CO2
Land-based CO2 emissions	131,718.2 t CO2
Water scarcity	2 / 7

SOCIO-ECONOMIC INDICATORS	SCORE
GDP per capita	- USD/capita
GDP from agriculture	- %
Human Development Index	0.689 /1
Smallholder dominance	29 %
Reported cases of forced labour	-
Reported cases of land conflicts	-
Population	30,699
TERRITORIAL GOVERNANCE	SCORE
Legal Reserve deficit	1,978.9 ha
Legal Reserve deficit as a % of private land	1.1 %
Protected vegetation in private land	30,110 ha
Unprotected vegetation in private land	34,706.3 ha
Number of environmental embargoes	0
ACTOR COMMITMENTS	SCORE

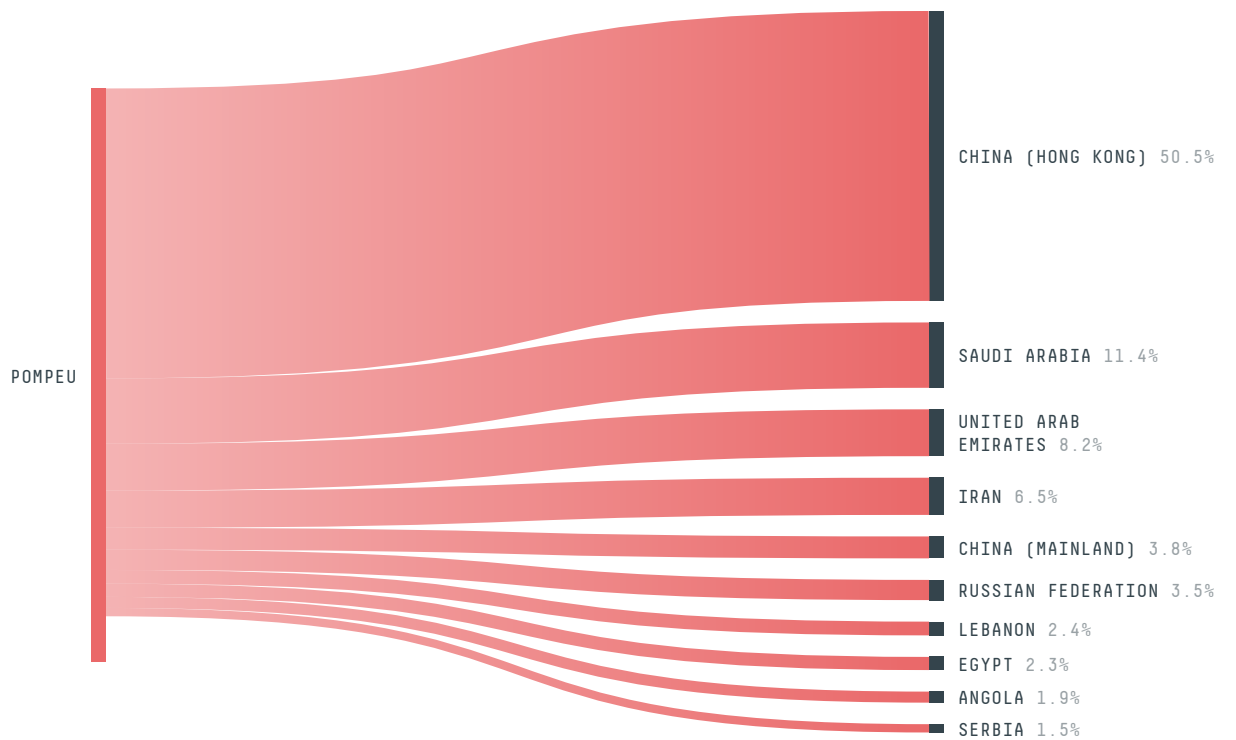
DEFORESTATION TRAJECTORY OF POMPEU



TOP TRADERS OF BEEF IN POMPEU IN 2017



TOP IMPORTING COUNTRIES OF BEEF FROM POMPEU IN 2017



Trase is a partnership between

 Stockholm Environment Institute

 Global Canopy Programme

In collaboration with

 vizzuality

 The European Forest Institute

and many other organizations and individuals.

Donors

 The Global Environment Facility

 WWF

 Europe

 Gordon and Betty Moore Foundation

 The Nature Conservancy

 Department for International Development

 Formas

 Norway's International Climate and Forest Initiative (NICFI)

[Terms of Use](#) · [Privacy policy](#) · [Cookie policy](#) · [Contact us](#)