



trase

Potiragua

COMMODITY YEAR COUNTRY BIOME
Beef 2017 Brazil Mata atlantica

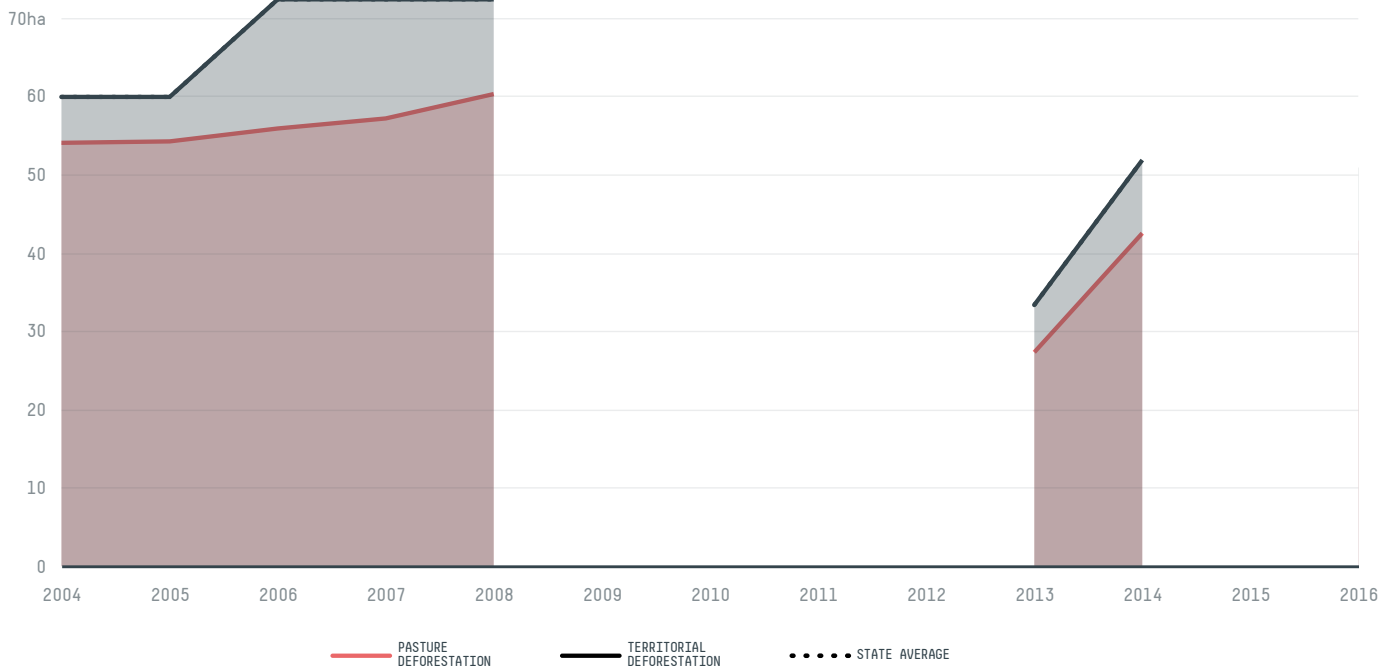
PASTURE AREA
86,408.8 ha

The largest exporter of beef in Potiragua was Jbs, which accounted for 92.3% of the total exports, and the main destination was China (Hong Kong).

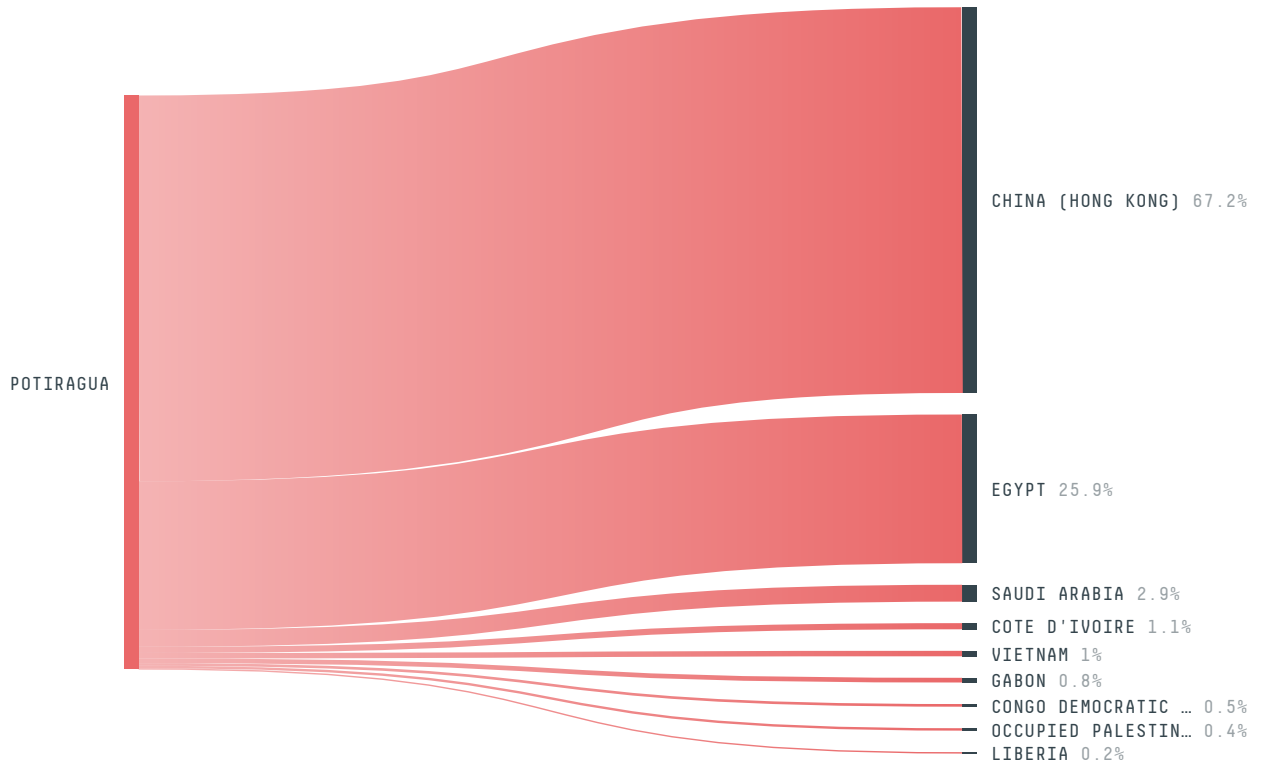
| AGRICULTURAL INDICATORS | SCORE |
|--|-------------|
| Pasture area | 86,408.8 ha |
| ENVIRONMENTAL INDICATORS | SCORE |
| Pasture deforestation | - ha |
| Territorial deforestation | - ha |
| CO2 emissions from pasture deforestation | - t CO2 |
| Land-based CO2 emissions | - t CO2 |
| Water scarcity | 6 /7 |

| SOCIO-ECONOMIC INDICATORS | SCORE |
|--|--------------|
| GDP per capita | - USD/capita |
| GDP from agriculture | - % |
| Human Development Index | 0.625 /1 |
| Smallholder dominance | 13 % |
| Reported cases of forced labour | - |
| Reported cases of land conflicts | 4 |
| Population | 9,574 |
| TERRITORIAL GOVERNANCE | SCORE |
| Legal Reserve deficit | 1,679 ha |
| Legal Reserve deficit as a % of private land | 3.7 % |
| Protected vegetation in private land | 4,980.9 ha |
| Unprotected vegetation in private land | 193.9 ha |
| Number of environmental embargoes | 0 |
| ACTOR COMMITMENTS | SCORE |

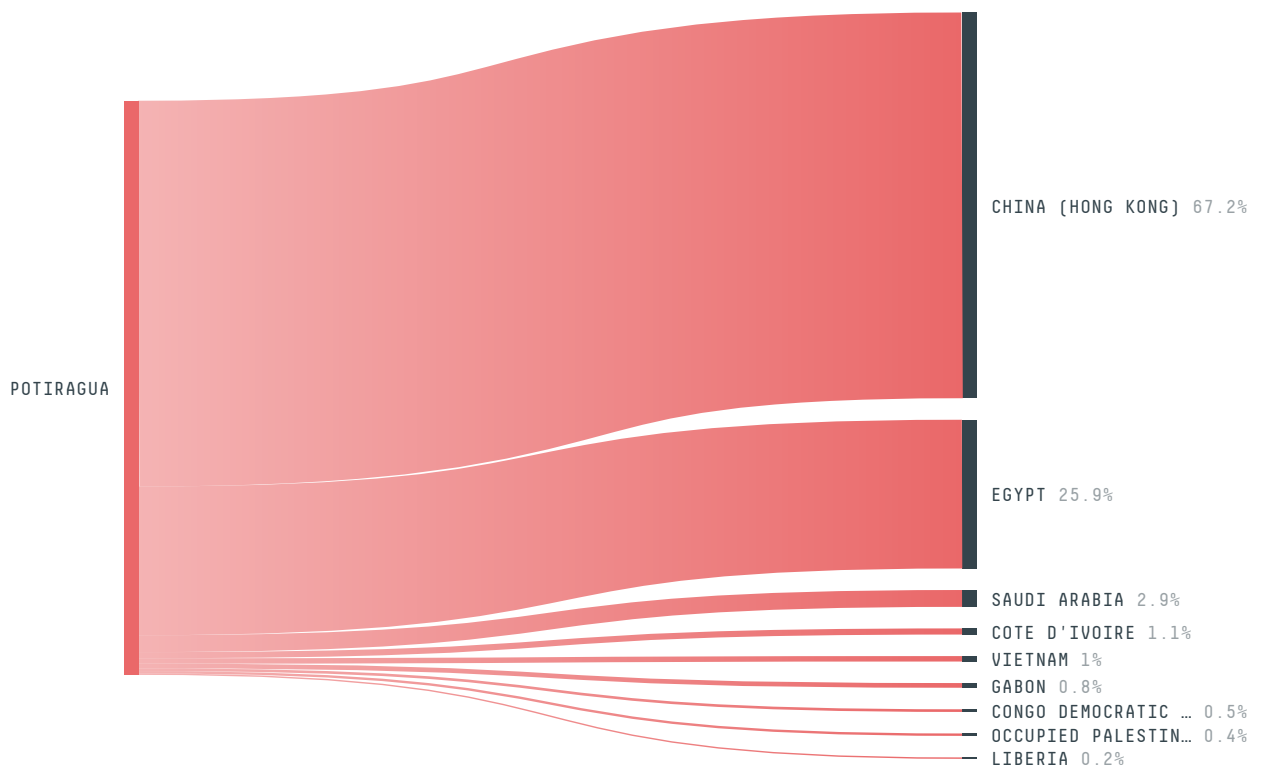
DEFORESTATION TRAJECTORY OF POTIRAGUA



TOP TRADERS OF BEEF IN POTIRAGUA IN 2017



TOP IMPORTING COUNTRIES OF BEEF FROM POTIRAGUA IN 2017



Trase is a partnership between

 Stockholm Environment Institute

 Global Canopy Programme

In collaboration with

 vizzuality

 The European Forest Institute

and many other organizations and individuals.

Donors

 The Global Environment Facility

 WWF

 Europe

 Gordon and Betty Moore Foundation

 The Nature Conservancy

 Department for International Development

 Formas

 Norway's International Climate and Forest Initiative (NICFI)

[Terms of Use](#) · [Privacy policy](#) · [Cookie policy](#) · [Contact us](#)