



trase

Cacaoal

COMMODITY YEAR COUNTRY BIOME
Beef 2017 Brazil Amazonia

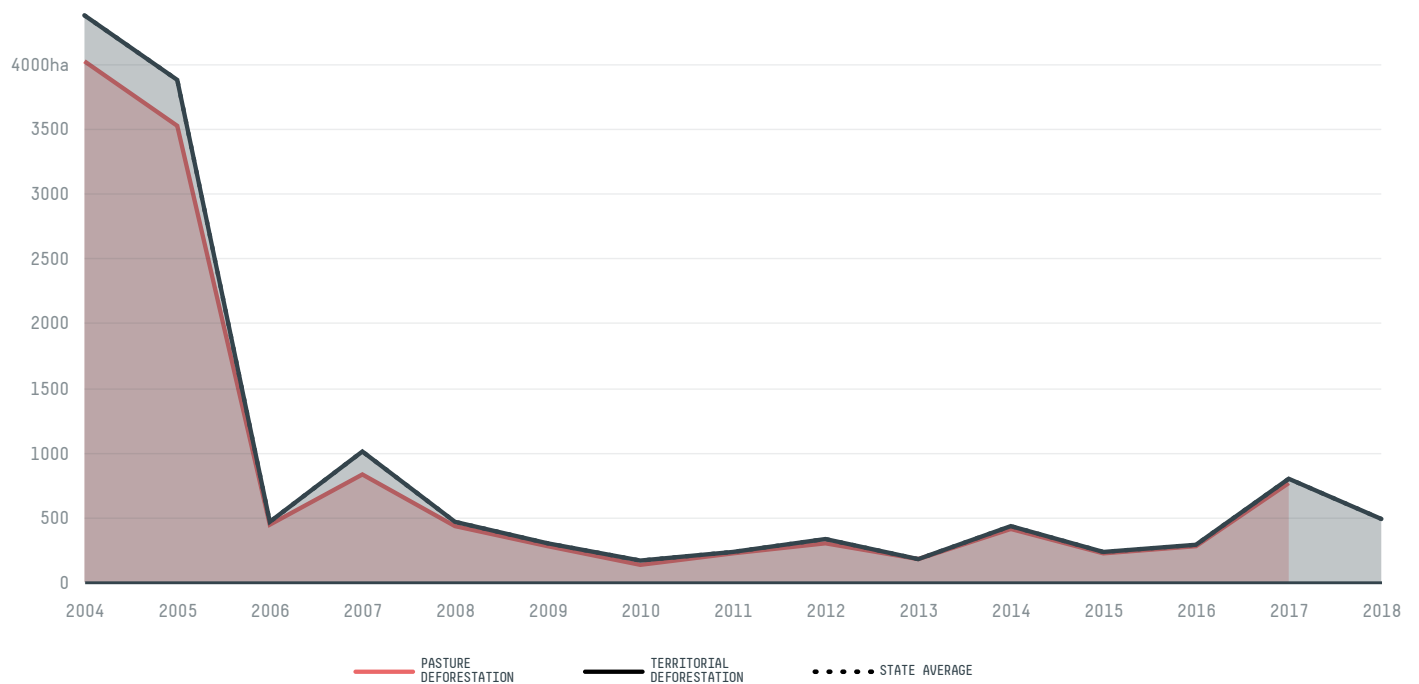
PASTURE AREA
237,781.9 ha

The largest exporter of beef in Cacaoal was Jbs, which accounted for 41.9% of the total exports, and the main destination was China (Hong Kong).

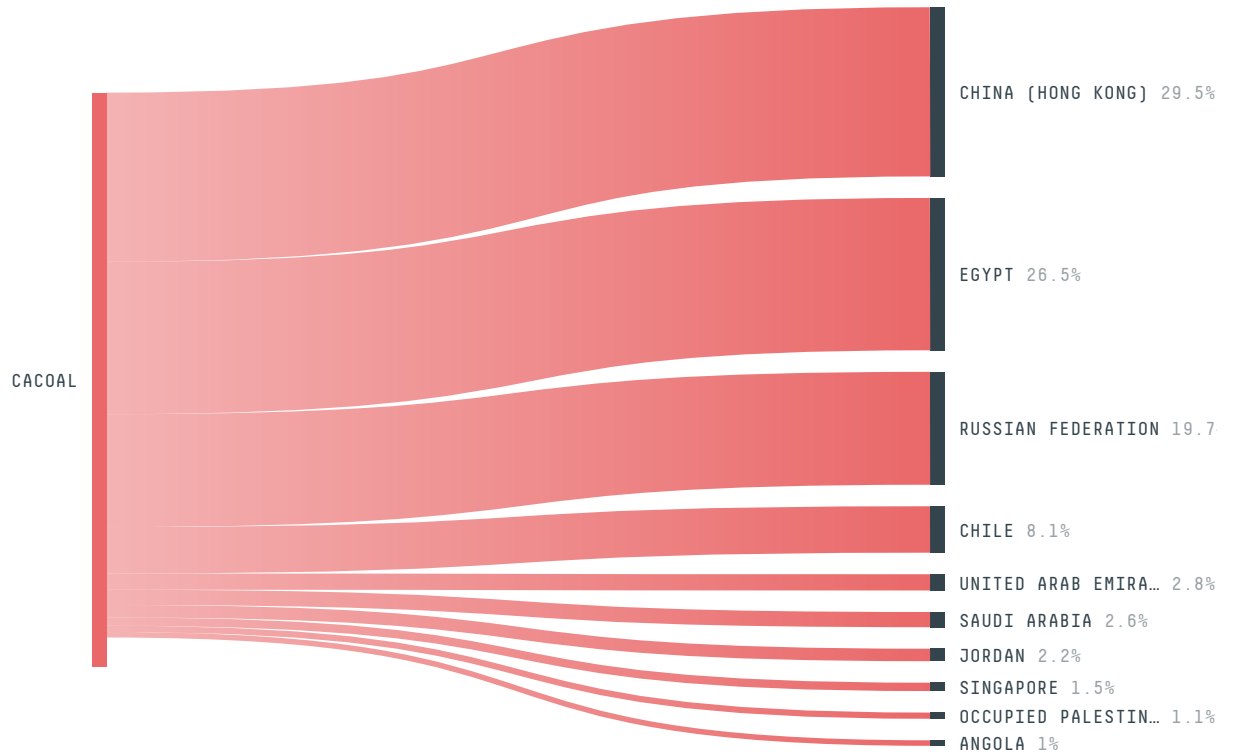
AGRICULTURAL INDICATORS	SCORE
Pasture area	237,781.9 ha
ENVIRONMENTAL INDICATORS	SCORE
Pasture deforestation	763.7 ha
Territorial deforestation	800 ha
CO2 emissions from pasture deforestation	444,485.8 t CO2
Land-based CO2 emissions	465,375.4 t CO2
Water scarcity	3 / 7

SOCIO-ECONOMIC INDICATORS	SCORE
GDP per capita	- USD/capita
GDP from agriculture	- %
Human Development Index	0.718 /1
Smallholder dominance	75 %
Reported cases of forced labour	-
Reported cases of land conflicts	1
Population	85,863
TERRITORIAL GOVERNANCE	SCORE
Legal Reserve deficit	29,687.1 ha
Legal Reserve deficit as a % of private land	8.8 %
Protected vegetation in private land	98,220 ha
Unprotected vegetation in private land	556.3 ha
Number of environmental embargoes	3
ACTOR COMMITMENTS	SCORE

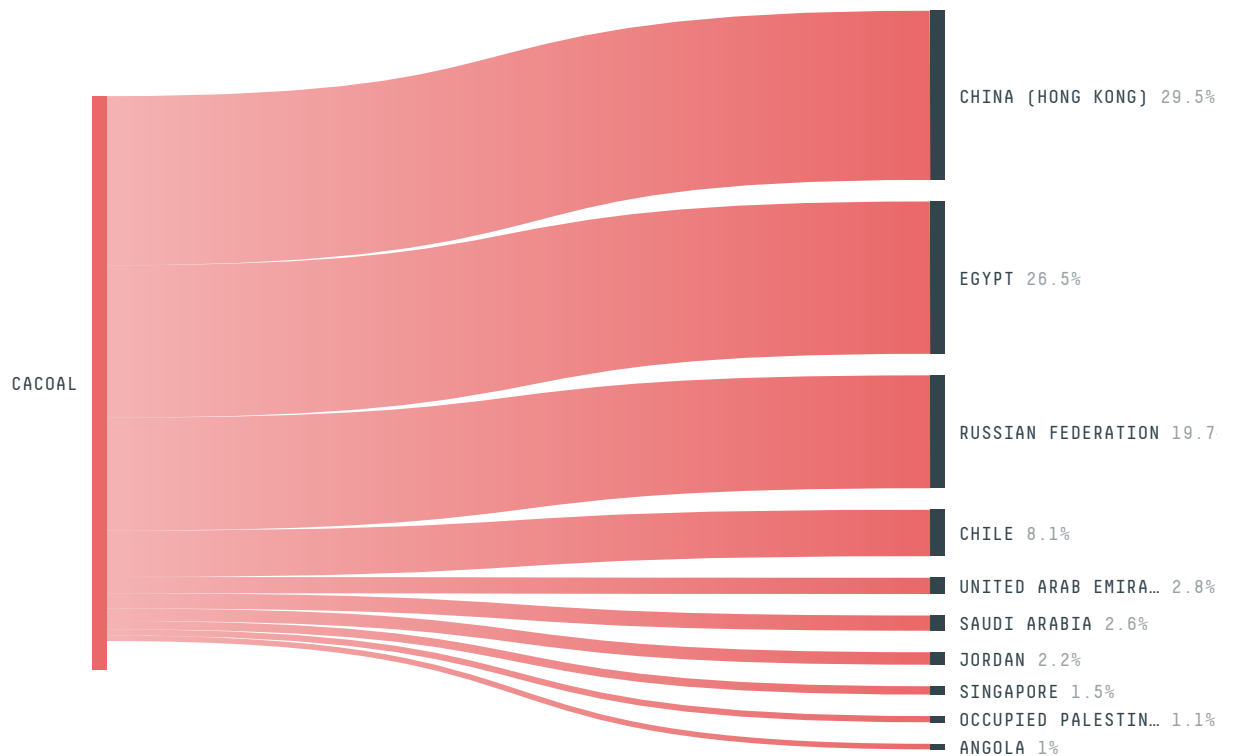
DEFORESTATION TRAJECTORY OF CACOAL



TOP TRADERS OF BEEF IN CACOAL IN 2017



TOP IMPORTING COUNTRIES OF BEEF FROM CACOAL IN 2017



Trase is a partnership between

 Stockholm Environment Institute

 Global Canopy Programme

In collaboration with

 vizzuality

 The European Forest Institute

and many other organizations and individuals.

Donors

 The Global Environment Facility

 WWF

 Europe

 Gordon and Betty Moore Foundation

 The Nature Conservancy

 Department for International Development

 Formas

 Norway's International Climate and Forest Initiative (NICFI)

[Terms of Use](#) · [Privacy policy](#) · [Cookie policy](#) · [Contact us](#)