



trase

Lago verde

COMMODITY YEAR COUNTRY BIOME STATE
Beef 2017 Brazil Amazonia Maranhao

PASTURE AREA
40,949.8 ha

The largest exporter of beef in Lago Verde was Meridional Meatimportacao E Exp De Alimentos, which accounted for 68.3% of the total exports, and the main destination was China (Hong Kong).

AGRICULTURAL INDICATORS	SCORE	STATE RANKING
Pasture area	40,949.8 ha	60
Cattle stocking rate	1.2 heads/ha	19

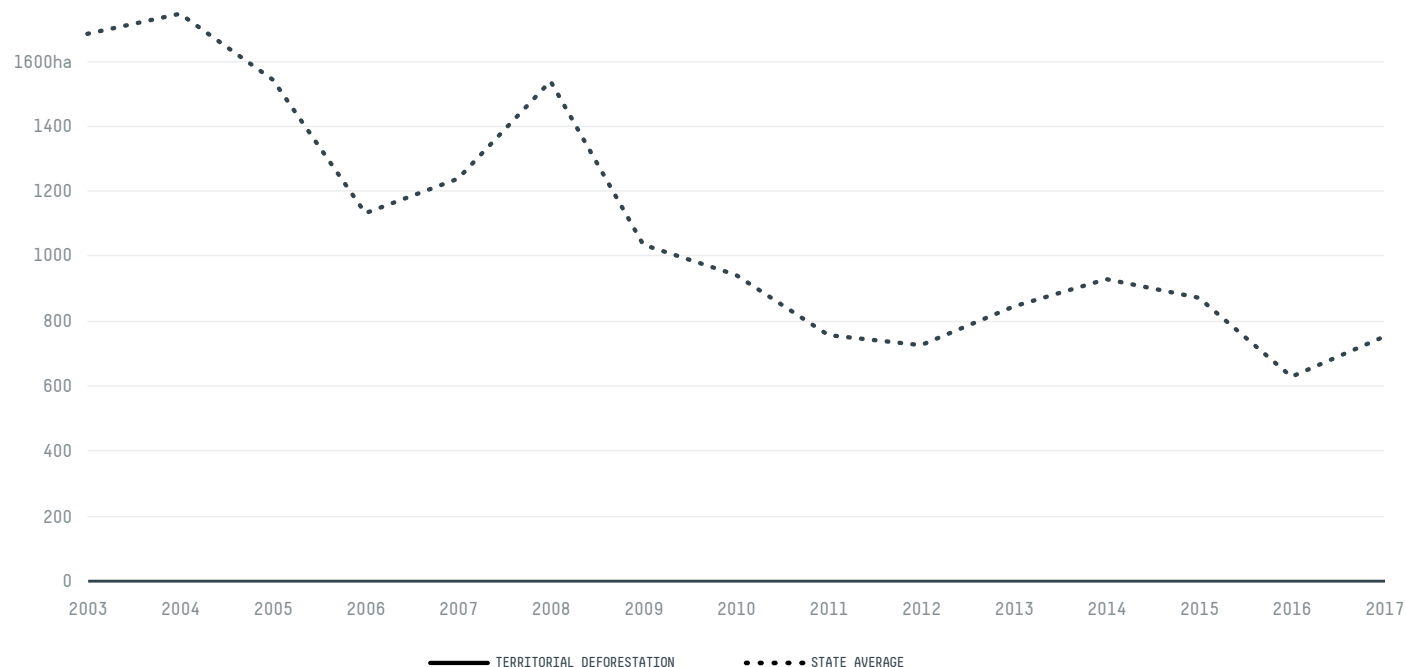
ENVIRONMENTAL INDICATORS	SCORE	STATE RANKING
Cattle deforestation per tonne	0 ha/t	187
Pasture deforestation	- ha	-
CO2 emissions from cattle deforestation per tonne	0 t CO2/t	187
CO2 emissions from pasture deforestation	- t CO2	-
Territorial deforestation	0 ha	171
Land based CO2 emissions	0 t CO2	171
Water scarcity	3 /7	5

SOCIO-ECONOMIC INDICATORS	SCORE	STATE RANKING
GDP per capita	- USD/capita	-
GDP from agriculture	- %	-
Human Development Index	0.557 /1	77
Smallholder dominance	48 %	-
Reported cases of forced labour	-	-
Reported cases of land conflicts	-	-
Population	15,742	123

TERRITORIAL GOVERNANCE	SCORE	STATE RANKING
Legal Reserve deficit	3,869.5 ha	27
Legal Reserve deficit as a % of private land	13.9 %	-
Protected vegetation in private land	7,377.9 ha	-
Unprotected vegetation in private land	89.4 ha	188
Number of environmental embargoes	0	11

ACTOR COMMITMENTS	SCORE	STATE RANKING
Cattle products traded under zero deforestation commitment	0 %	14

DEFORESTATION TRAJECTORY OF LAGO VERDE



TOP TRADERS OF BEEF IN LAGO VERDE IN 2017




TOP IMPORTING COUNTRIES OF BEEF FROM LAGO VERDE IN 2017




Trase is a partnership between

 Stockholm Environment Institute

 Global Canopy Programme

In collaboration with

 vizzuality

 The European Forest Institute

and many other organizations and individuals.

Donors

 The Global Environment Facility


 WWF


 Europe

 Gordon and Betty Moore Foundation

 The Nature Conservancy

 Department for International Development

 Formas

 Norway's International Climate and