



trase

Turilandia

COMMODITY YEAR COUNTRY BIOME
Beef 2016 Brazil Amazonia

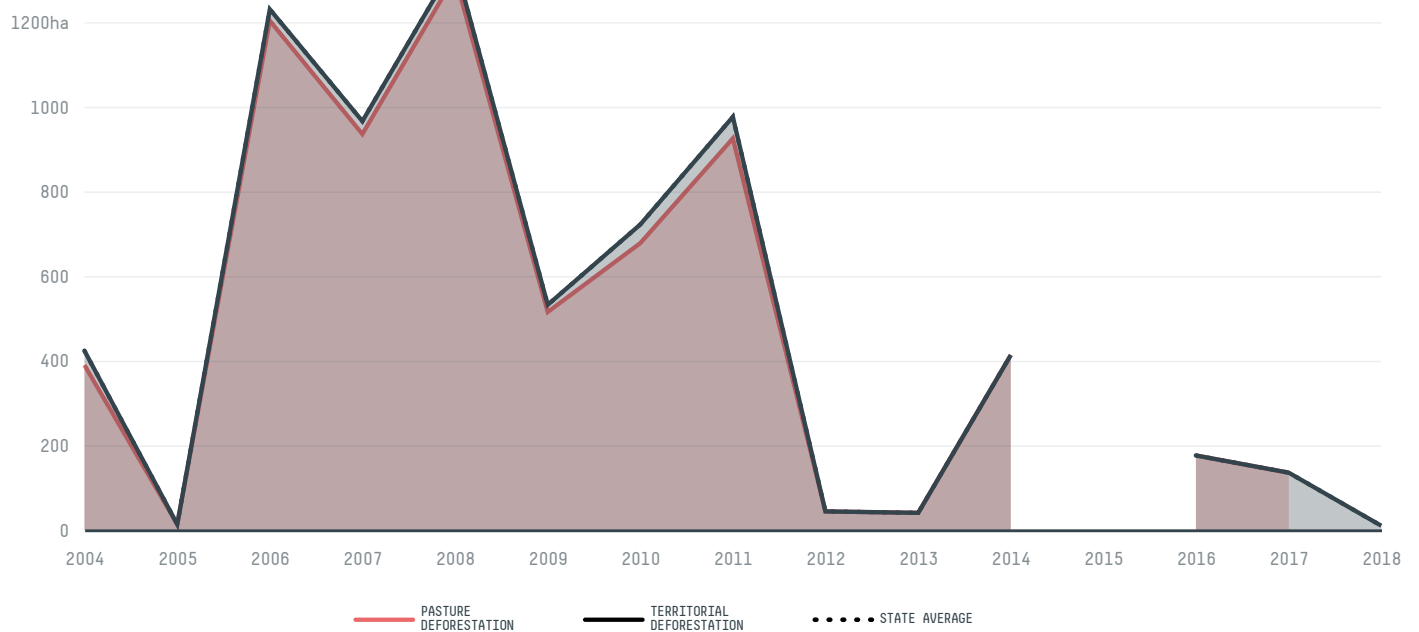
PASTURE AREA
80,196.8 ha

The largest exporter of beef in Turilandia was Agroexport Trading E Agronegocios, which accounted for 100.0% of the total exports, and the main destination was Lebanon.


AGRICULTURAL INDICATORS	SCORE
Pasture area	80,196.8 ha
ENVIRONMENTAL INDICATORS	SCORE
Pasture deforestation	177.2 ha
Territorial deforestation	177 ha
CO2 emissions from pasture deforestation	114,955.1 t CO2
Land-based CO2 emissions	114,955.1 t CO2
Water scarcity	2 / 7

SOCIO-ECONOMIC INDICATORS	SCORE
GDP per capita	1,711 USD/capita
GDP from agriculture	24 %
Human Development Index	0.536 /1
Smallholder dominance	74 %
Reported cases of forced labour	-
Reported cases of land conflicts	-
Population	24,190
TERRITORIAL GOVERNANCE	SCORE
Legal Reserve deficit	152 ha
Legal Reserve deficit as a % of private land	0.2 %
Protected vegetation in private land	57,699.8 ha
Unprotected vegetation in private land	1,766 ha
Number of environmental embargoes	0
ACTOR COMMITMENTS	SCORE


DEFORESTATION TRAJECTORY OF TURILANDIA



TOP TRADERS OF BEEF IN TURILANDIA IN 2016



TOP IMPORTING COUNTRIES OF BEEF FROM TURILANDIA IN 2016



(