



trase

Lago da pedra

COMMODITY YEAR COUNTRY BIOME
Beef 2017 Brazil Cerrado

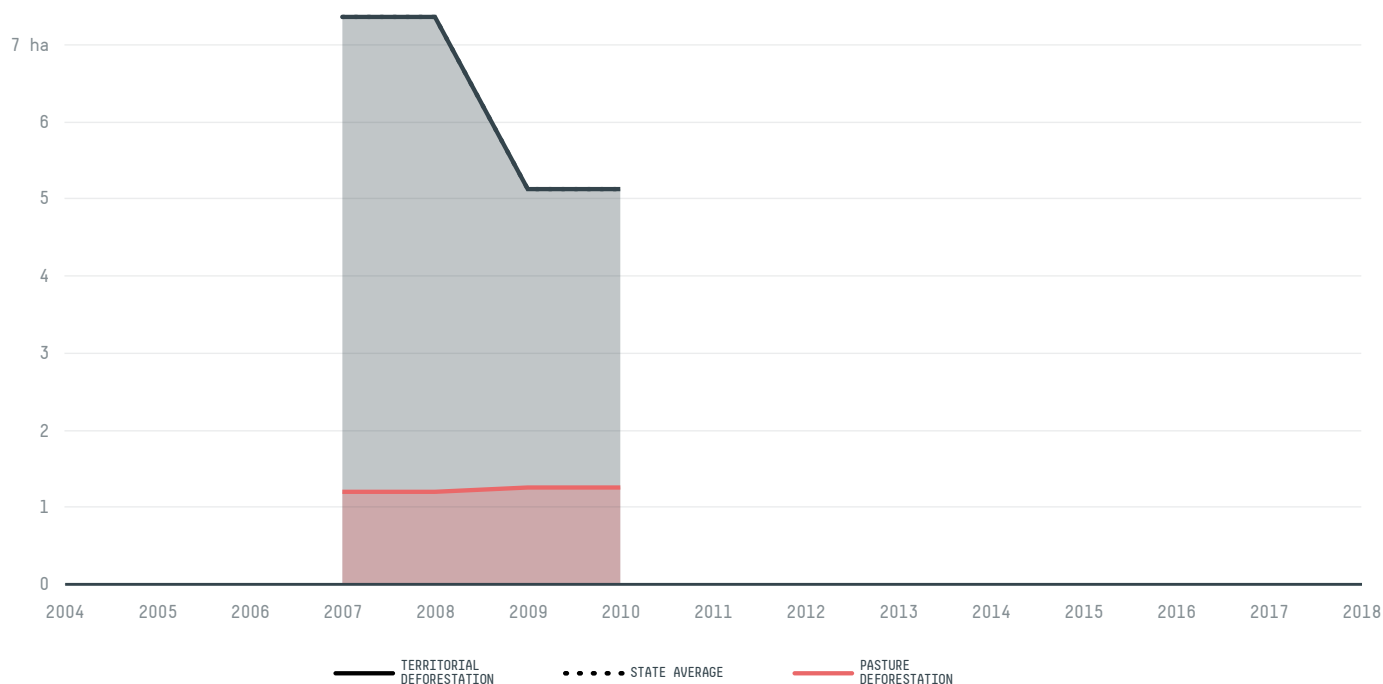
PASTURE AREA
69,381.5 ha

The largest exporter of beef in Lago Da Pedra was Meridional Meatimportacao E Exp De Alimentos, which accounted for 63.8% of the total exports, and the main destination was China (Hong Kong).

AGRICULTURAL INDICATORS	SCORE
Pasture area	69,381.5 ha
ENVIRONMENTAL INDICATORS	SCORE
Pasture deforestation	0 ha
Cattle deforestation per tonne	0 ha/t
Territorial deforestation	0 ha
Land-based CO2 emissions	0 t CO2
Water scarcity	4 /7
CO2 emissions from pasture deforestation	0 t CO2

SOCIO-ECONOMIC INDICATORS	SCORE
GDP per capita	- USD/capita
GDP from agriculture	- %
Human Development Index	0.589 /1
Smallholder dominance	54 %
Reported cases of forced labour	-
Reported cases of land conflicts	-
Population	48,002
TERRITORIAL GOVERNANCE	SCORE
Legal Reserve deficit	2,987.5 ha
Legal Reserve deficit as a % of private land	8.2 %
Protected vegetation in private land	13,550.2 ha
Unprotected vegetation in private land	405.1 ha
Number of environmental embargoes	0
ACTOR COMMITMENTS	SCORE


DEFORESTATION TRAJECTORY OF LAGO DA PEDRA




TOP TRADERS OF BEEF IN LAGO DA PEDRA IN 2017




TOP IMPORTING COUNTRIES OF BEEF FROM LAGO DA PEDRA IN 2017



Trase is a partnership between



In collaboration with



and many other organizations and

Donors



This website uses cookies to provide you with an improved user experience. By continuing to browse this site, you consent to the use of cookies and similar technologies. Please visit our [privacy policy](#) for further details.

I AGREE