



# trase

## Ribamar fiquene

COMMODITY YEAR COUNTRY BIOME STATE  
**Beef 2017 Brazil Cerrado Maranhao**

PASTURE AREA  
**39,168 ha**

The largest exporter of beef in Ribamar Fiquene was Meridional Meatimportacao E Exp De Alimentos, which accounted for 70.0% of the total exports, and the main destination was China (Hong Kong).

AGRICULTURAL INDICATORS	SCORE	STATE RANKING
Pasture area	39,168 ha	61
Cattle stocking rate	1.2 heads/ha	19

ENVIRONMENTAL INDICATORS	SCORE	STATE RANKING
Cattle deforestation per tonne	0.2 ha/t	79
Pasture deforestation	4.2 ha	55
CO2 emissions from cattle deforestation per tonne	23.6 t CO2/t	122
CO2 emissions from pasture deforestation	720.4 t CO2	120
Territorial deforestation	293 ha	91
Land based CO2 emissions	38,485 t CO2	119
Water scarcity	2 /7	6

SOCIO-ECONOMIC INDICATORS	SCORE	STATE RANKING
GDP per capita	- USD/capita	-
GDP from agriculture	- %	-
Human Development Index	0.615 /1	29
Smallholder dominance	47 %	-
Reported cases of forced labour	-	-
Reported cases of land conflicts	-	-
Population	7,514	192

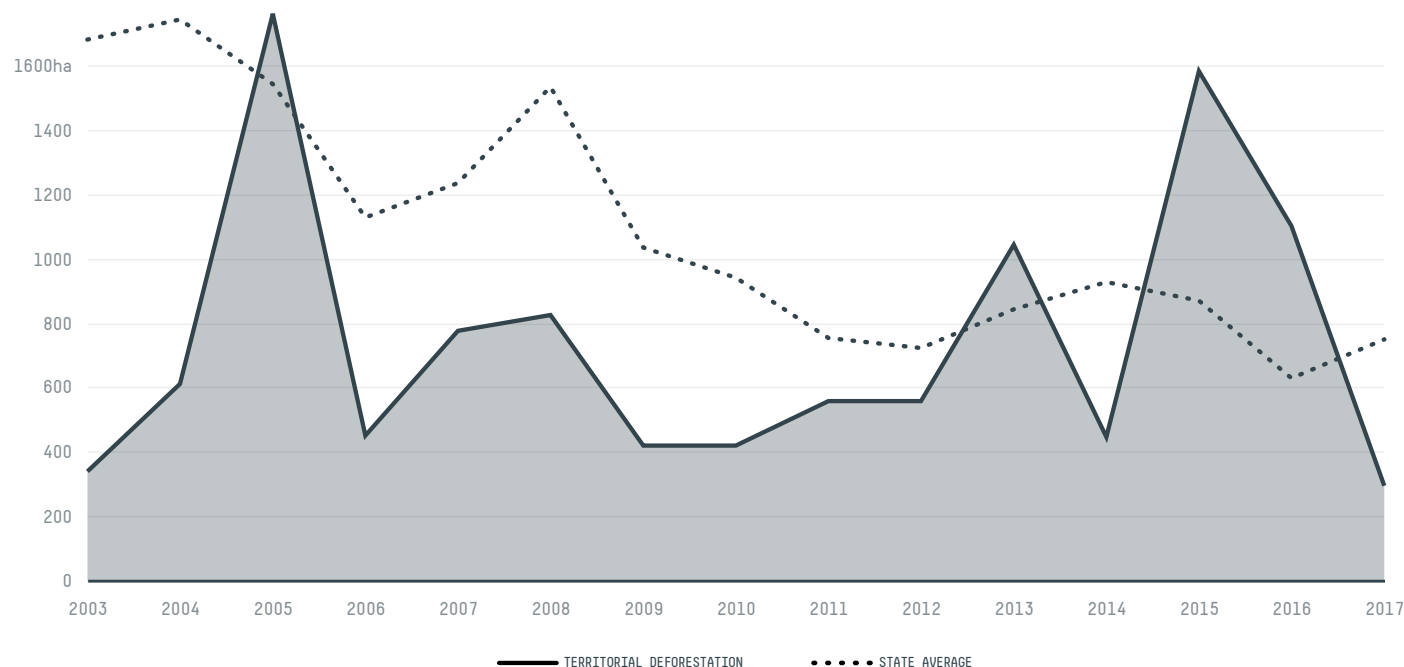
  

TERRITORIAL GOVERNANCE	SCORE	STATE RANKING
Legal Reserve deficit	3,773.8 ha	29
Legal Reserve deficit as a % of private land	7.2 %	-
Protected vegetation in private land	18,255.3 ha	-
Unprotected vegetation in private land	6,935 ha	78
Number of environmental embargoes	0	11


  

ACTOR COMMITMENTS	SCORE	STATE RANKING
Cattle products traded under zero deforestation commitment	0 %	14

## DEFORESTATION TRAJECTORY OF RIBAMAR FIQUENE




## TOP TRADERS OF BEEF IN RIBAMAR FIQUENE IN 2017



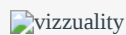
## TOP IMPORTING COUNTRIES OF BEEF FROM RIBAMAR FIQUENE IN 2017



Trase is a partnership between



In collaboration with



and many other organizations and individuals

Donors



This website uses cookies to provide you with an improved user experience. By continuing to browse this site, you consent to the use of cookies and similar technologies. Please visit our [privacy policy](#) for further details.

I AGREE