



# trase

## Filadelfia

COMMODITY YEAR COUNTRY BIOME  
**Beef 2017 Brazil Cerrado**

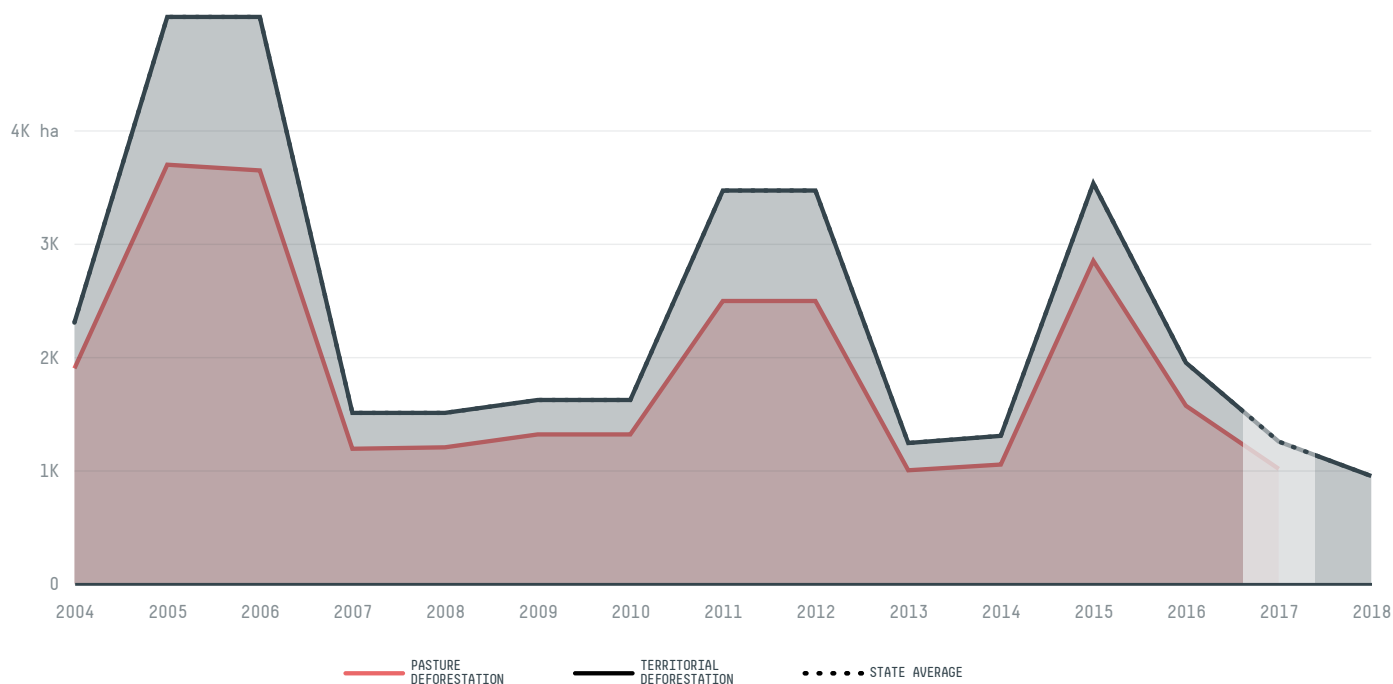
PASTURE AREA  
**48,147.6 ha**

The largest exporter of beef in Filadelfia was Minerva, which accounted for 98.2% of the total exports, and the main destination was China (Hong Kong).


AGRICULTURAL INDICATORS	SCORE
Pasture area	48,147.6 ha
ENVIRONMENTAL INDICATORS	SCORE
Pasture deforestation	1,006.8 ha
Cattle deforestation per tonne	0.3 ha/t
Territorial deforestation	1,249 ha
Land-based CO2 emissions	166,870.9 t CO2
Water scarcity	2 /7
CO2 emissions from pasture deforestation	133,485.1 t CO2

SOCIO-ECONOMIC INDICATORS	SCORE
GDP per capita	- USD/capita
GDP from agriculture	- %
Human Development Index	0.621 /1
Smallholder dominance	64 %
Reported cases of forced labour	-
Reported cases of land conflicts	3
Population	8,800
TERRITORIAL GOVERNANCE	SCORE
Legal Reserve deficit	2,187.7 ha
Legal Reserve deficit as a % of private land	2.2 %
Protected vegetation in private land	35,078.8 ha
Unprotected vegetation in private land	7,216.7 ha
Number of environmental embargoes	3
ACTOR COMMITMENTS	SCORE

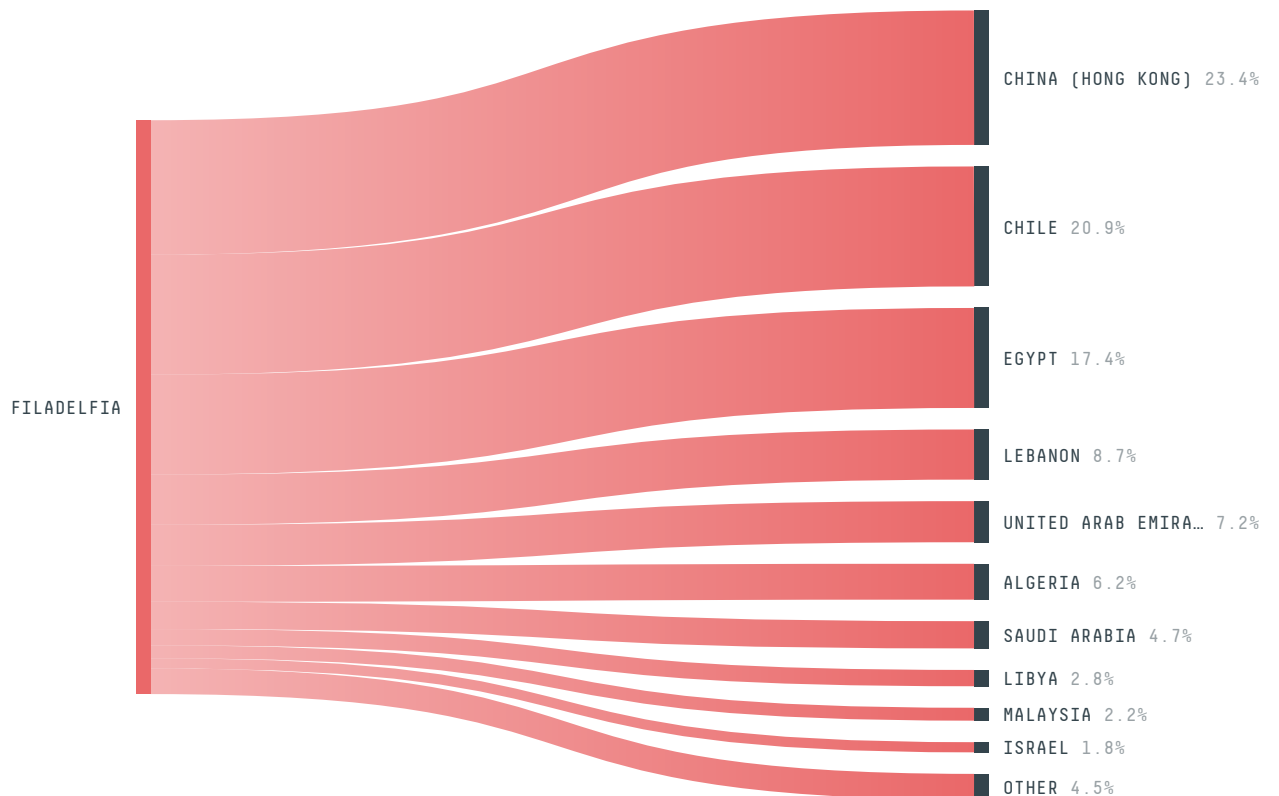
## DEFORESTATION TRAJECTORY OF FILADELFIA



## TOP TRADERS OF BEEF IN FILADELFIA IN 2017

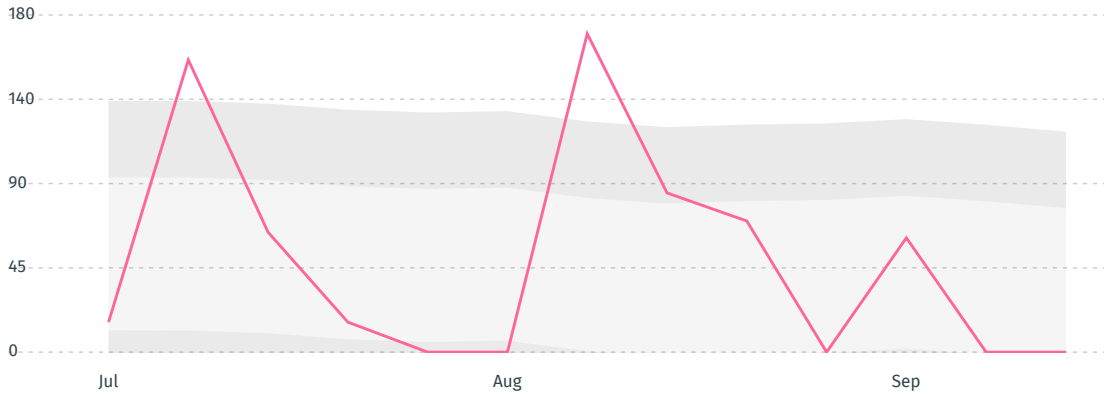


## TOP IMPORTING COUNTRIES OF BEEF FROM FILADELFIA IN 2017



DEFORESTATION ALERTS IN FIGUEIRÓPOLIS, TOCANTINS, BRAZIL


There were **0** GLAD alerts reported in the week of the **12th of October 2020**. This was **normal** compared to the same week in previous years.



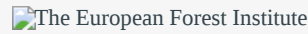
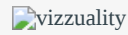
Caution: GLAD alerts from the last six months are preliminary. Revisions are made as unconfirmed alerts are removed from the data and alert totals are finalized six months after posting.

Source: **Global Forest Watch**

Trase is a partnership between



In collaboration with



and many other organizations and individuals.

Donors



[Terms of Use](#) · [Privacy policy](#) · [Cookie policy](#) · [Contact us](#)