



trase

Palmeirante

COMMODITY YEAR COUNTRY BIOME
Beef 2017 Brazil Cerrado

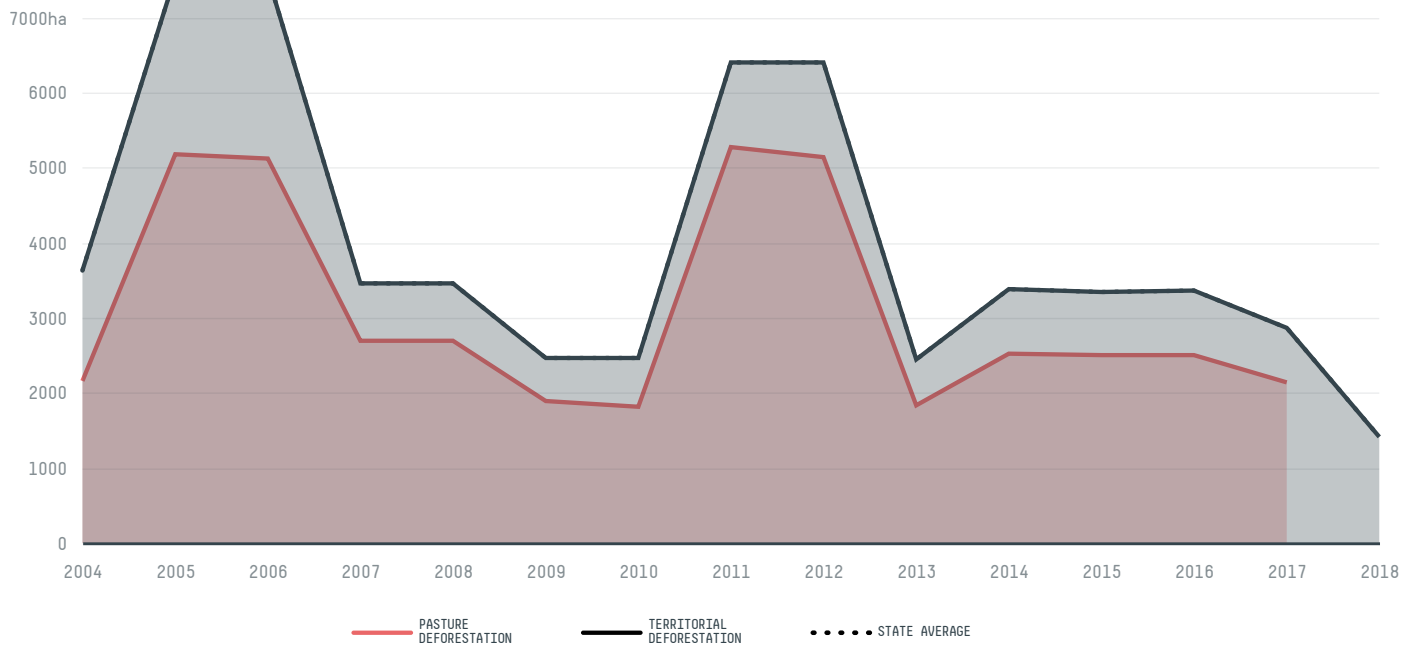
PASTURE AREA
74,580.9 ha

The largest exporter of beef in Palmeirante was Minerva, which accounted for 96.1% of the total exports, and the main destination was China (Hong Kong).

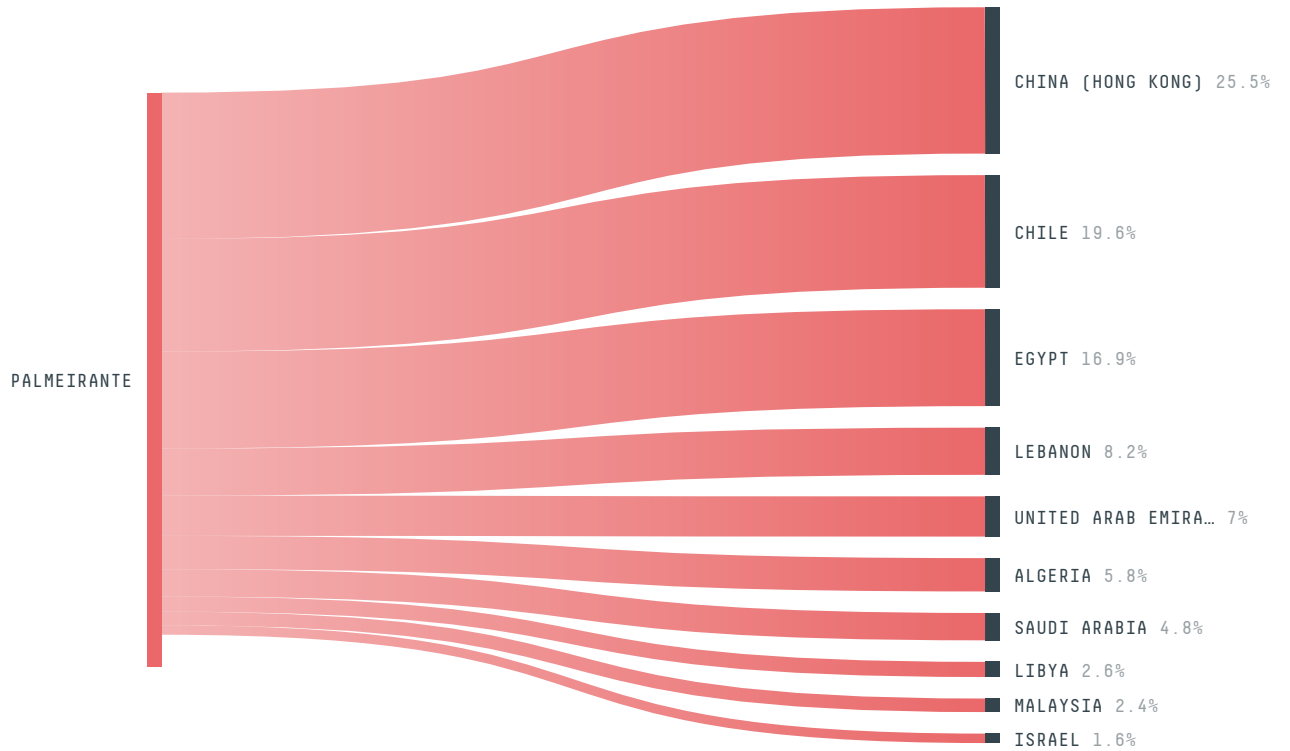
AGRICULTURAL INDICATORS	SCORE
Pasture area	74,580.9 ha
ENVIRONMENTAL INDICATORS	SCORE
Pasture deforestation	2,146.6 ha
Territorial deforestation	2,876 ha
CO2 emissions from pasture deforestation	312,708.4 t CO2
Land-based CO2 emissions	420,104.1 t CO2
Water scarcity	2 / 7

SOCIO-ECONOMIC INDICATORS	SCORE
GDP per capita	- USD/capita
GDP from agriculture	- %
Human Development Index	0.571 /1
Smallholder dominance	43 %
Reported cases of forced labour	-
Reported cases of land conflicts	8
Population	5,432
TERRITORIAL GOVERNANCE	SCORE
Legal Reserve deficit	4,729.4 ha
Legal Reserve deficit as a % of private land	2.4 %
Protected vegetation in private land	58,630.2 ha
Unprotected vegetation in private land	24,075.8 ha
Number of environmental embargoes	4
ACTOR COMMITMENTS	SCORE

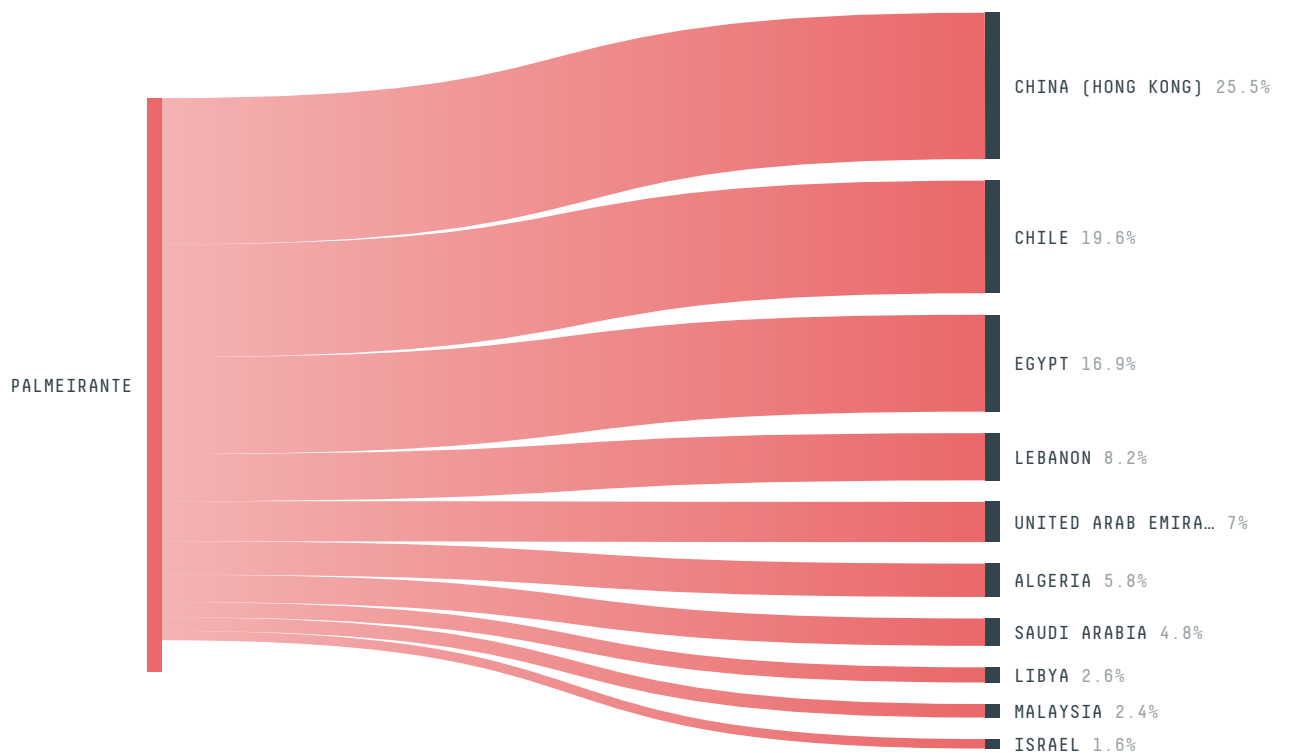
DEFORESTATION TRAJECTORY OF PALMEIRANTE



TOP TRADERS OF BEEF IN PALMEIRANTE IN 2017




TOP IMPORTING COUNTRIES OF BEEF FROM PALMEIRANTE IN 2017




Trase is a partnership between

 Stockholm Environment Institute

 Global Canopy Programme

In collaboration with

 vizzuality

 The European Forest Institute

and many other organizations and individuals.

Donors

 The Global Environment Facility

 WWF

 Europe

 Gordon and Betty Moore Foundation

 The Nature Conservancy

 Department for International Development

 Formas

 Norway's International Climate and Forest Initiative (NICFI)

[Terms of Use](#) · [Privacy policy](#) · [Cookie policy](#) · [Contact us](#)