



trase

Nova olinda

COMMODITY YEAR COUNTRY BIOME
Beef 2017 Brazil Amazonia

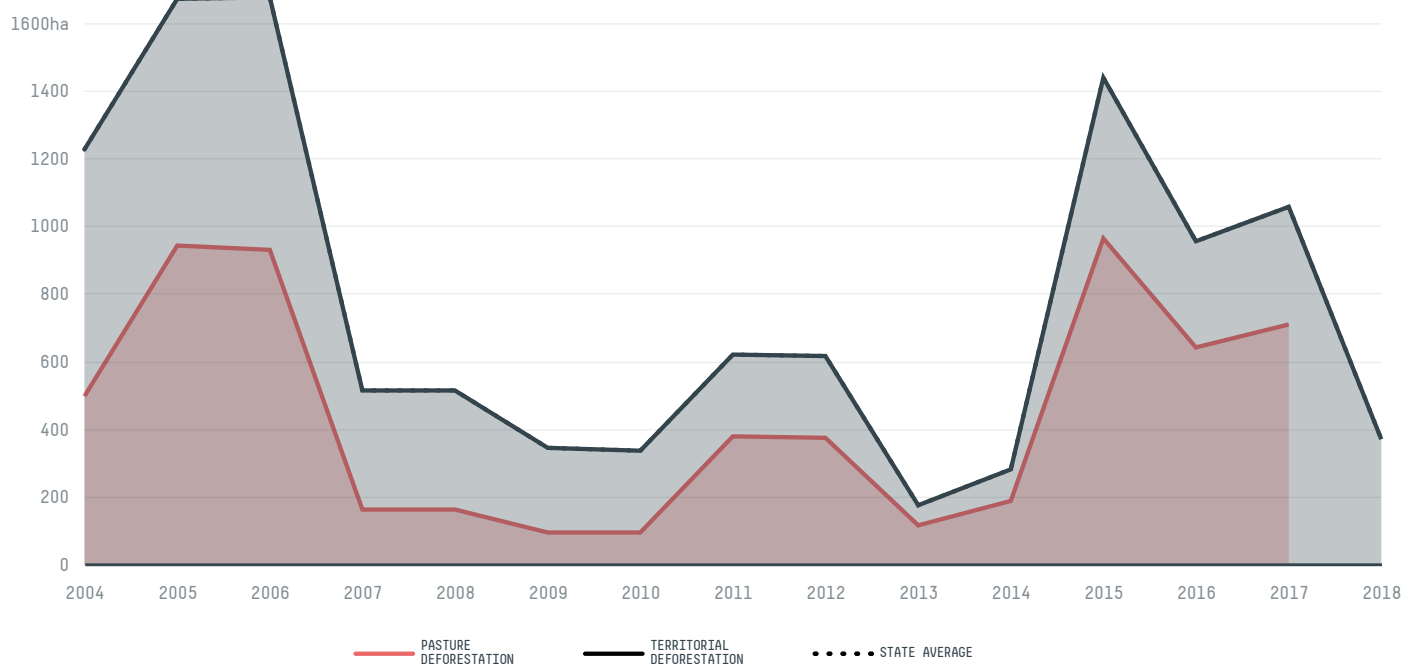
PASTURE AREA
62,261.5 ha

The largest exporter of beef in Nova Olinda was Masterboi, which accounted for 62.1% of the total exports, and the main destination was China (Hong Kong).

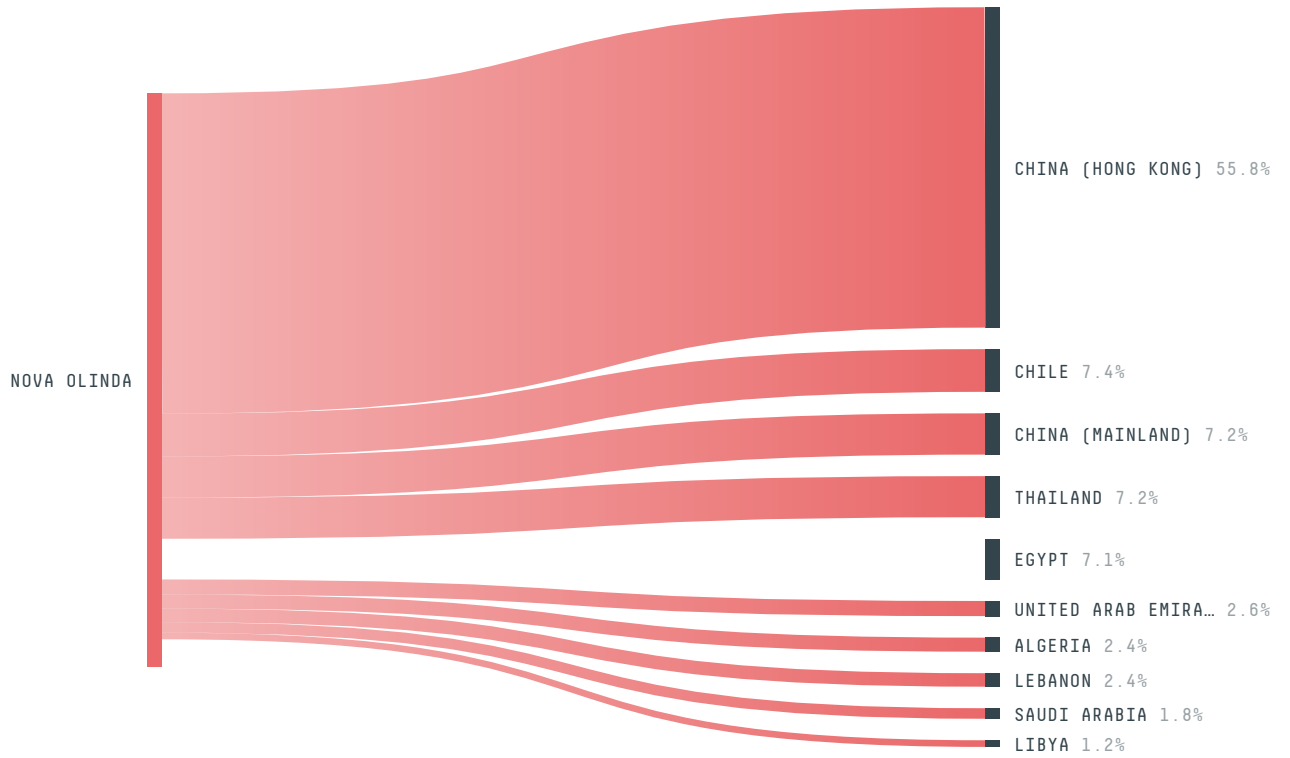
AGRICULTURAL INDICATORS	SCORE
Pasture area	62,261.5 ha
ENVIRONMENTAL INDICATORS	SCORE
Pasture deforestation	709.5 ha
Territorial deforestation	1,057 ha
CO2 emissions from pasture deforestation	103,865.5 t CO2
Land-based CO2 emissions	154,746.8 t CO2
Water scarcity	2 / 7

SOCIO-ECONOMIC INDICATORS	SCORE
GDP per capita	- USD/capita
GDP from agriculture	- %
Human Development Index	0.631 /1
Smallholder dominance	65 %
Reported cases of forced labour	-
Reported cases of land conflicts	3
Population	11,301
TERRITORIAL GOVERNANCE	SCORE
Legal Reserve deficit	5,868.4 ha
Legal Reserve deficit as a % of private land	4.5 %
Protected vegetation in private land	31,876.1 ha
Unprotected vegetation in private land	1,655.9 ha
Number of environmental embargoes	1
ACTOR COMMITMENTS	SCORE

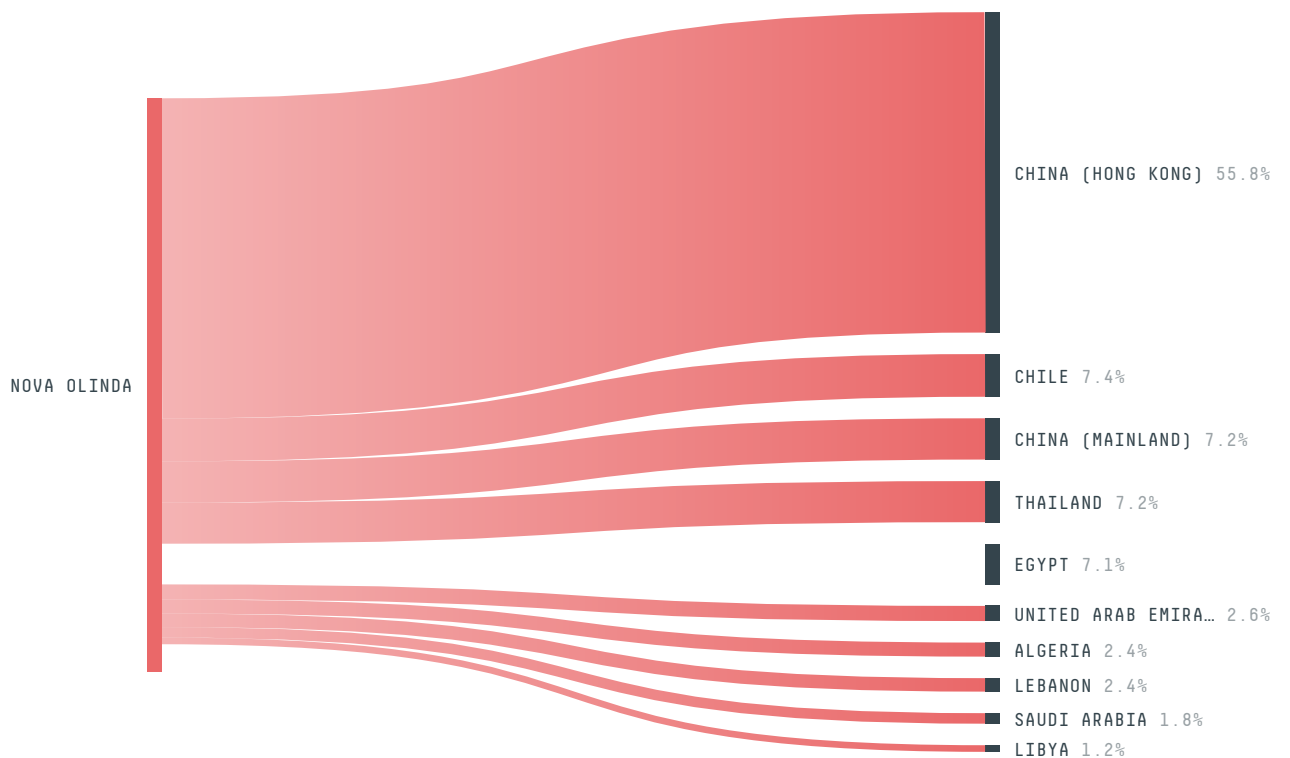
DEFORESTATION TRAJECTORY OF NOVA OLINDA



TOP TRADERS OF BEEF IN NOVA OLINDA IN 2017



TOP IMPORTING COUNTRIES OF BEEF FROM NOVA OLINDA IN 2017



Trase is a partnership between

 Stockholm Environment Institute

 Global Canopy Programme

In collaboration with

 vizzuality

 The European Forest Institute

and many other organizations and individuals.

Donors

 The Global Environment Facility

 WWF


 Europe

 Gordon and Betty Moore Foundation

 The Nature Conservancy

 Department for International Development

 Formas

 Norway's International Climate and Forest Initiative (NICFI)

[Terms of Use](#) · [Privacy policy](#) · [Cookie policy](#) · [Contact us](#)