



# trase

## Filadelfia

COMMODITY YEAR COUNTRY BIOME  
**Beef 2017 Brazil Cerrado**

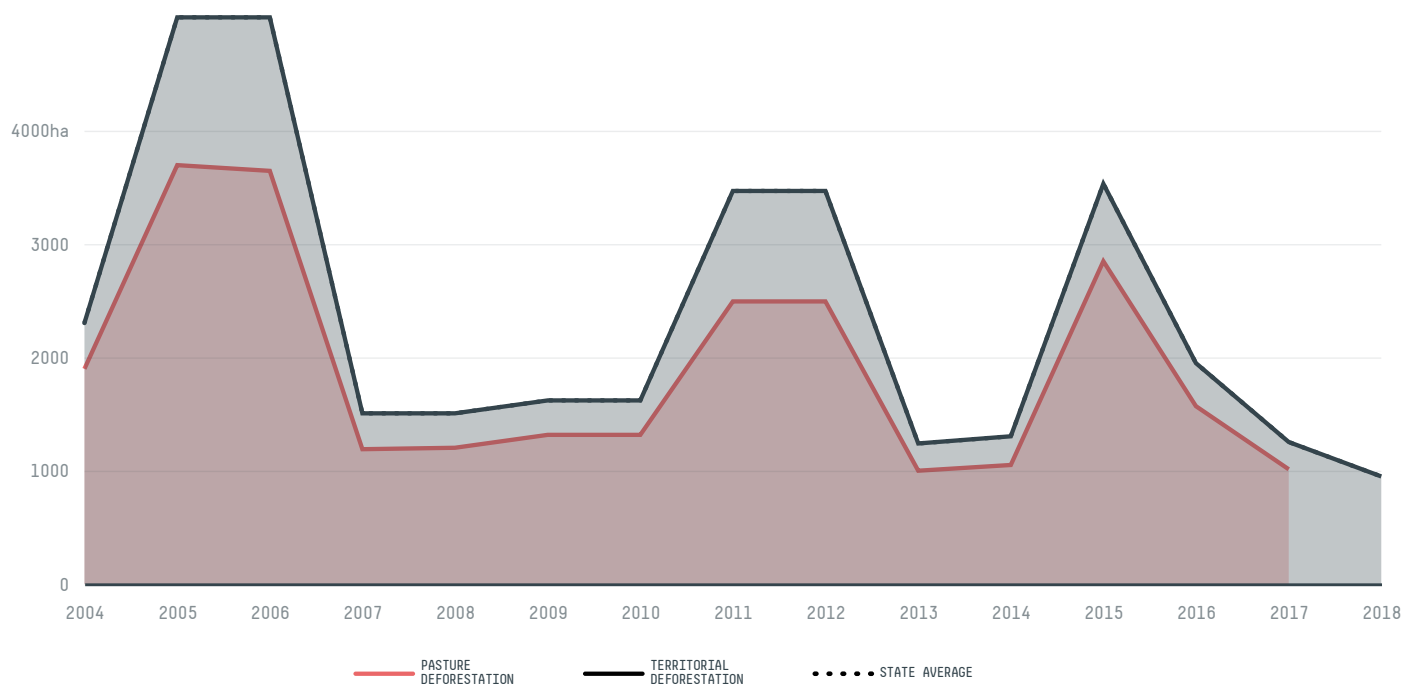
PASTURE AREA  
**48,147.6 ha**

The largest exporter of beef in Filadelfia was Minerva, which accounted for 98.2% of the total exports, and the main destination was China (Hong Kong).

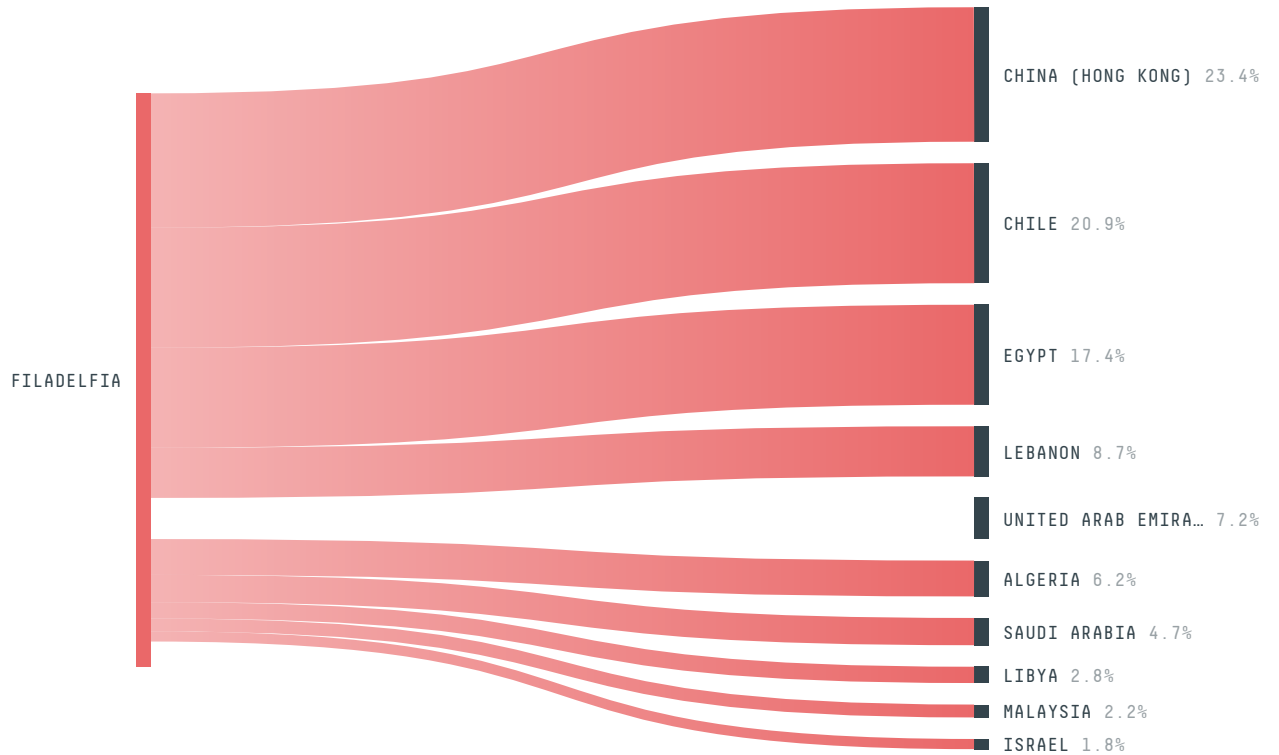
AGRICULTURAL INDICATORS	SCORE
Pasture area	48,147.6 ha
ENVIRONMENTAL INDICATORS	SCORE
Pasture deforestation	1,006.8 ha
Territorial deforestation	1,249 ha
CO2 emissions from pasture deforestation	133,485.1 t CO2
Land-based CO2 emissions	166,870.9 t CO2
Water scarcity	2 / 7

SOCIO-ECONOMIC INDICATORS	SCORE
GDP per capita	- USD/capita
GDP from agriculture	- %
Human Development Index	0.621 /1
Smallholder dominance	64 %
Reported cases of forced labour	-
Reported cases of land conflicts	3
Population	8,800
TERRITORIAL GOVERNANCE	SCORE
Legal Reserve deficit	2,187.7 ha
Legal Reserve deficit as a % of private land	2.2 %
Protected vegetation in private land	35,078.8 ha
Unprotected vegetation in private land	7,216.7 ha
Number of environmental embargoes	3
ACTOR COMMITMENTS	SCORE

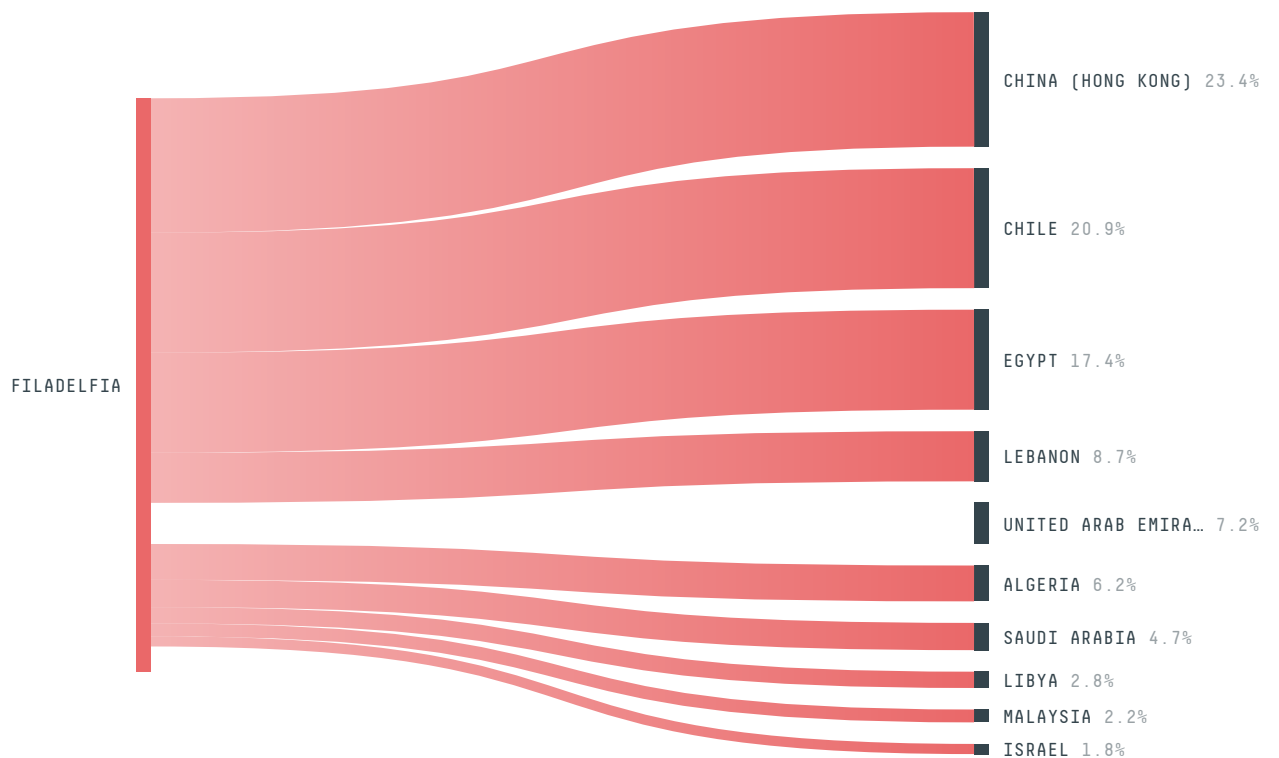
## DEFORESTATION TRAJECTORY OF FILADELFIA



## TOP TRADERS OF BEEF IN FILADELFIA IN 2017




## TOP IMPORTING COUNTRIES OF BEEF FROM FILADELFIA IN 2017



Trase is a partnership between

 Stockholm Environment Institute

 Global Canopy Programme

In collaboration with

 vizzuality

 The European Forest Institute

and many other organizations and individuals.

Donors

 The Global Environment Facility

 WWF


 Europe

 Gordon and Betty Moore Foundation

 The Nature Conservancy

 Department for International Development

 Formas

 Norway's International Climate and Forest Initiative (NICFI)

[Terms of Use](#) · [Privacy policy](#) · [Cookie policy](#) · [Contact us](#)