



trase

Riachinho

COMMODITY YEAR COUNTRY BIOME
Beef 2017 Brazil Amazonia

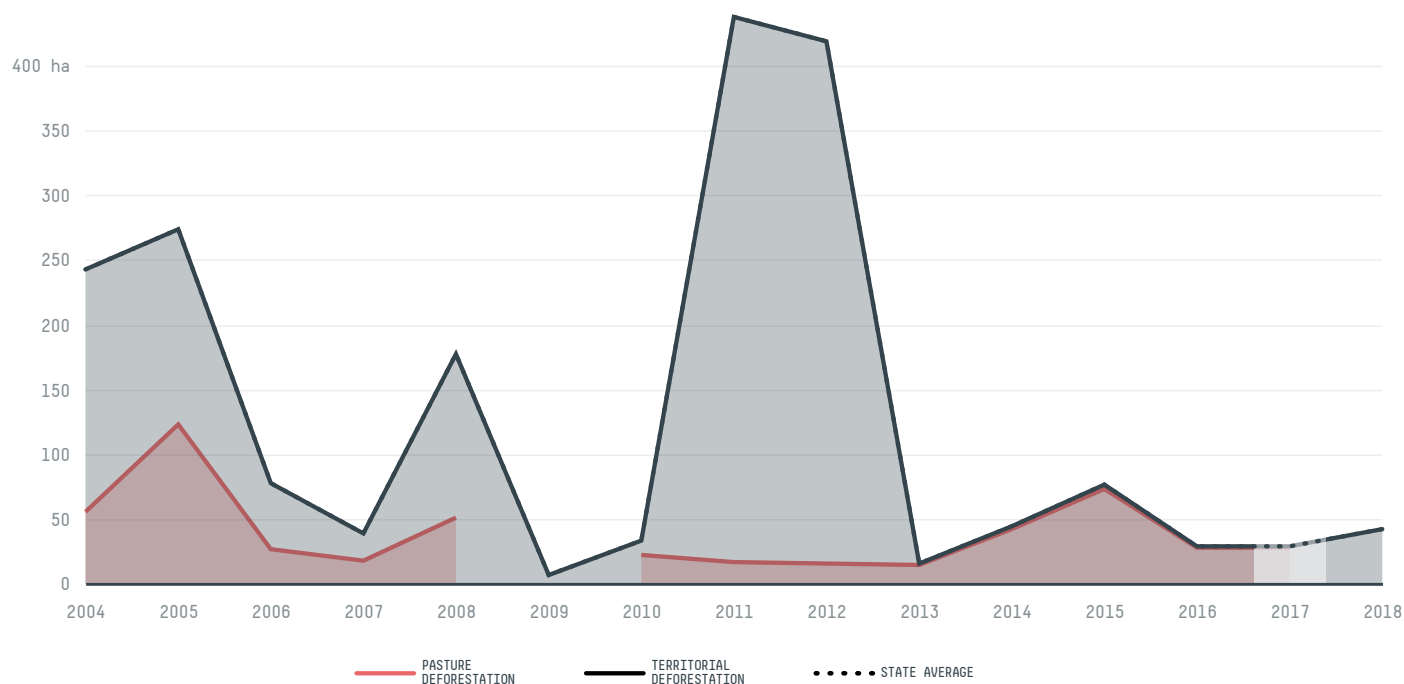
PASTURE AREA
24,088.8 ha

The largest exporter of beef in Riachinho was Minerva, which accounted for 95.8% of the total exports, and the main destination was China (Hong Kong).


AGRICULTURAL INDICATORS	SCORE
Pasture area	24,088.8 ha
ENVIRONMENTAL INDICATORS	SCORE
Pasture deforestation	27.5 ha
Cattle deforestation per tonne	0 ha/t
Territorial deforestation	29 ha
Land-based CO2 emissions	16,491.4 t CO2
Water scarcity	2 /7
CO2 emissions from pasture deforestation	15,812.3 t CO2

SOCIO-ECONOMIC INDICATORS	SCORE
GDP per capita	- USD/capita
GDP from agriculture	- %
Human Development Index	0.572 /1
Smallholder dominance	47 %
Reported cases of forced labour	-
Reported cases of land conflicts	-
Population	4,435
TERRITORIAL GOVERNANCE	SCORE
Legal Reserve deficit	2,431.9 ha
Legal Reserve deficit as a % of private land	5.6 %
Protected vegetation in private land	19,915.6 ha
Unprotected vegetation in private land	122.4 ha
Number of environmental embargoes	0
ACTOR COMMITMENTS	SCORE

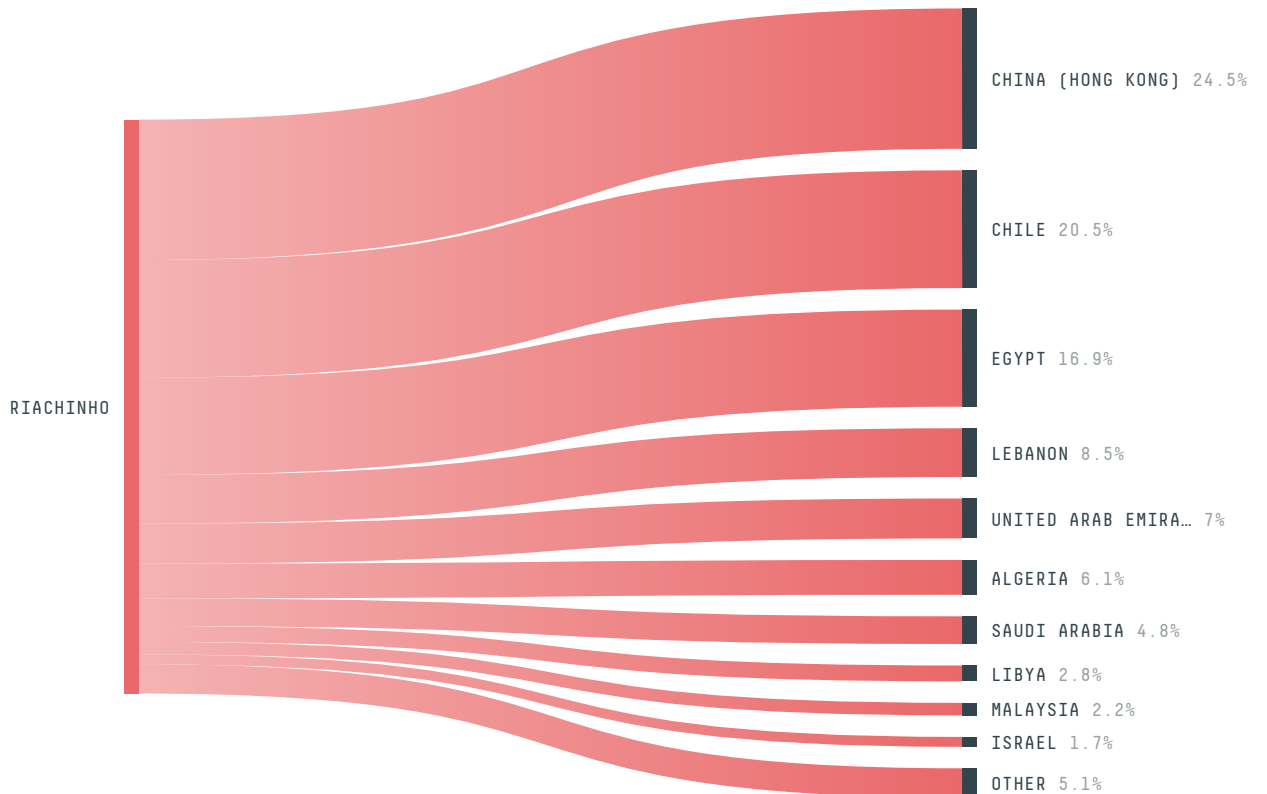
DEFORESTATION TRAJECTORY OF RIACHINHO



TOP TRADERS OF BEEF IN RIACHINHO IN 2017




TOP IMPORTING COUNTRIES OF BEEF FROM RIACHINHO IN 2017





Trase is a partnership between

 Stockholm Environment Institute

 Global Canopy Programme

In collaboration with

 vizzuality

 The European Forest Institute

and many other organizations and individuals.

Donors

 The Global Environment Facility

 WWF

 Europe

 Gordon and Betty Moore Foundation

 The Nature Conservancy

 Department for International Development

 Formas

 Norway's International Climate and Forest Initiative (NICFI)

[Terms of Use](#) · [Privacy policy](#) · [Cookie policy](#) · [Contact us](#)