



trase

Peixe

COMMODITY YEAR COUNTRY BIOME
Beef 2017 Brazil Cerrado

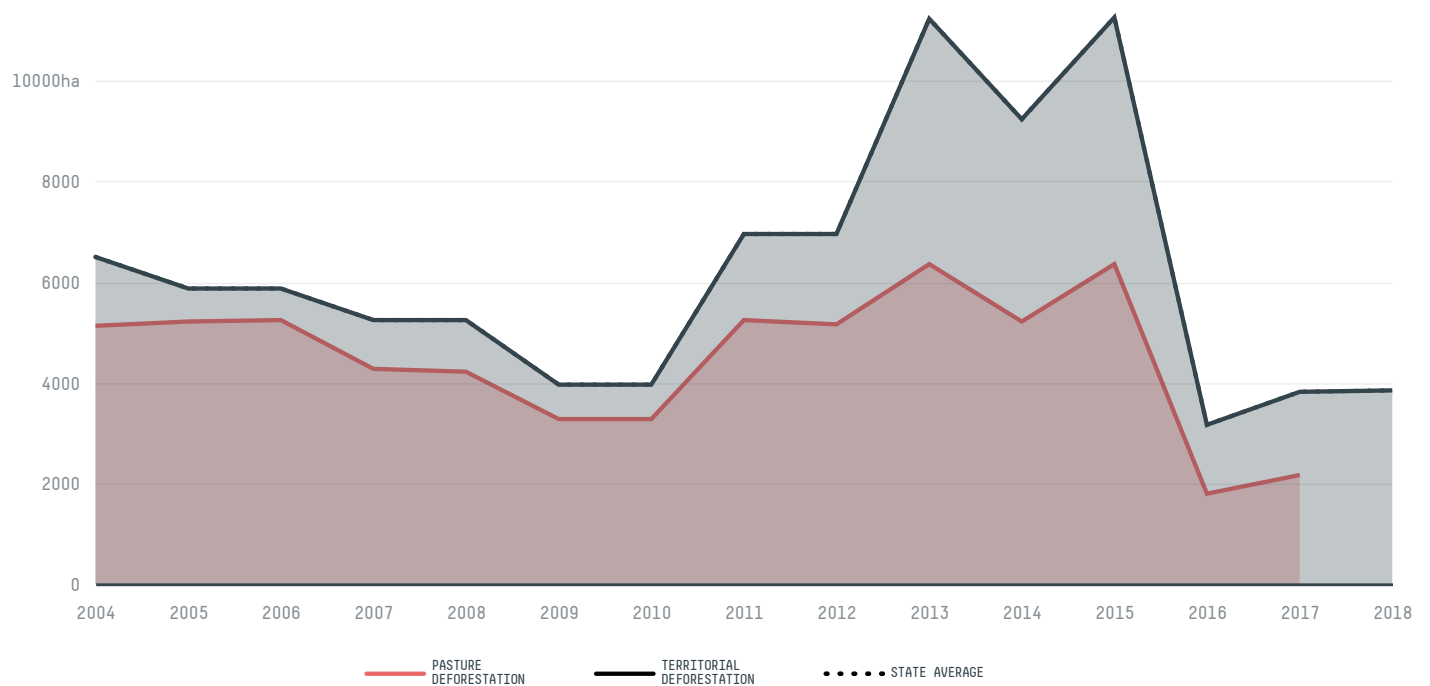
PASTURE AREA
220,739.6 ha

The largest exporter of beef in Peixe was Cooperativa Dos Produtores De Carne E Derivados De Gurupi, which accounted for 62.3% of the total exports, and the main destination was Russian Federation.

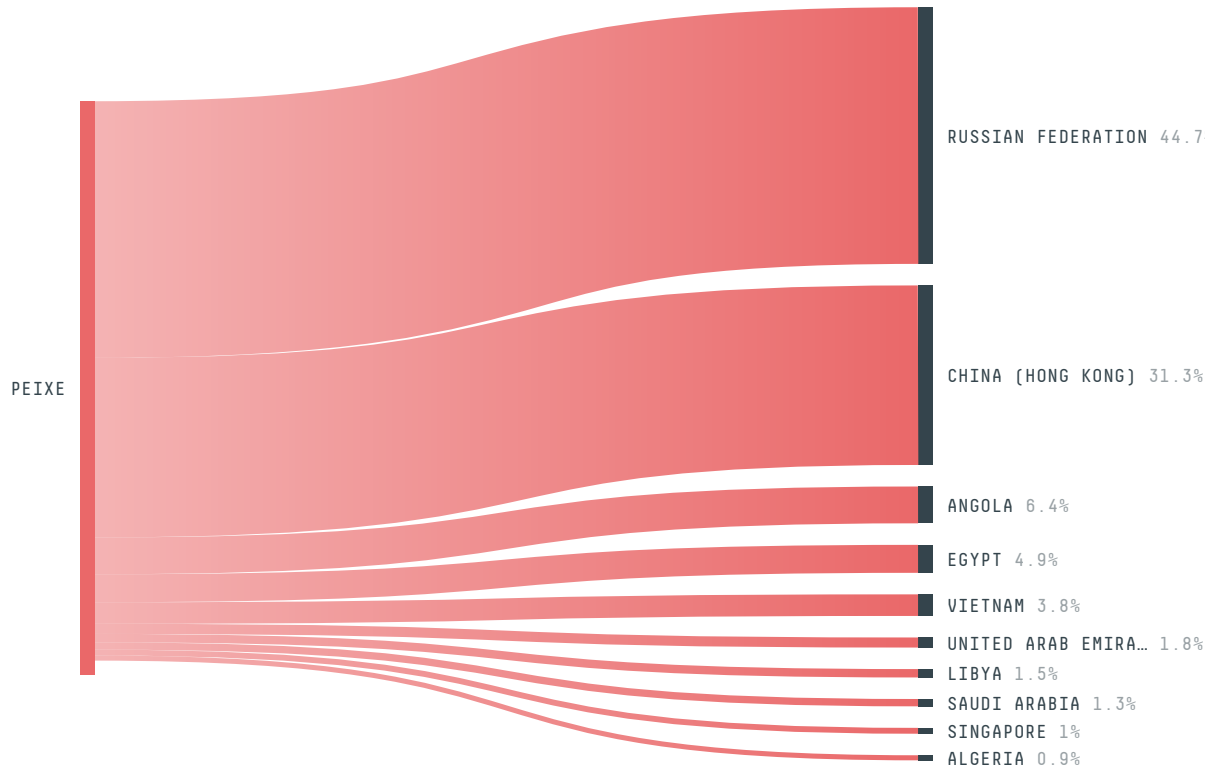
AGRICULTURAL INDICATORS	SCORE
Pasture area	220,739.6 ha
ENVIRONMENTAL INDICATORS	SCORE
Pasture deforestation	2,152.7 ha
Territorial deforestation	3,807 ha
CO2 emissions from pasture deforestation	307,514.7 t CO2
Land-based CO2 emissions	546,949.5 t CO2
Water scarcity	2 / 7

SOCIO-ECONOMIC INDICATORS	SCORE
GDP per capita	- USD/capita
GDP from agriculture	- %
Human Development Index	0.674 /1
Smallholder dominance	27 %
Reported cases of forced labour	-
Reported cases of land conflicts	-
Population	11,075
TERRITORIAL GOVERNANCE	SCORE
Legal Reserve deficit	7,110.6 ha
Legal Reserve deficit as a % of private land	1.8 %
Protected vegetation in private land	134,945.9 ha
Unprotected vegetation in private land	75,108.4 ha
Number of environmental embargoes	8
ACTOR COMMITMENTS	SCORE

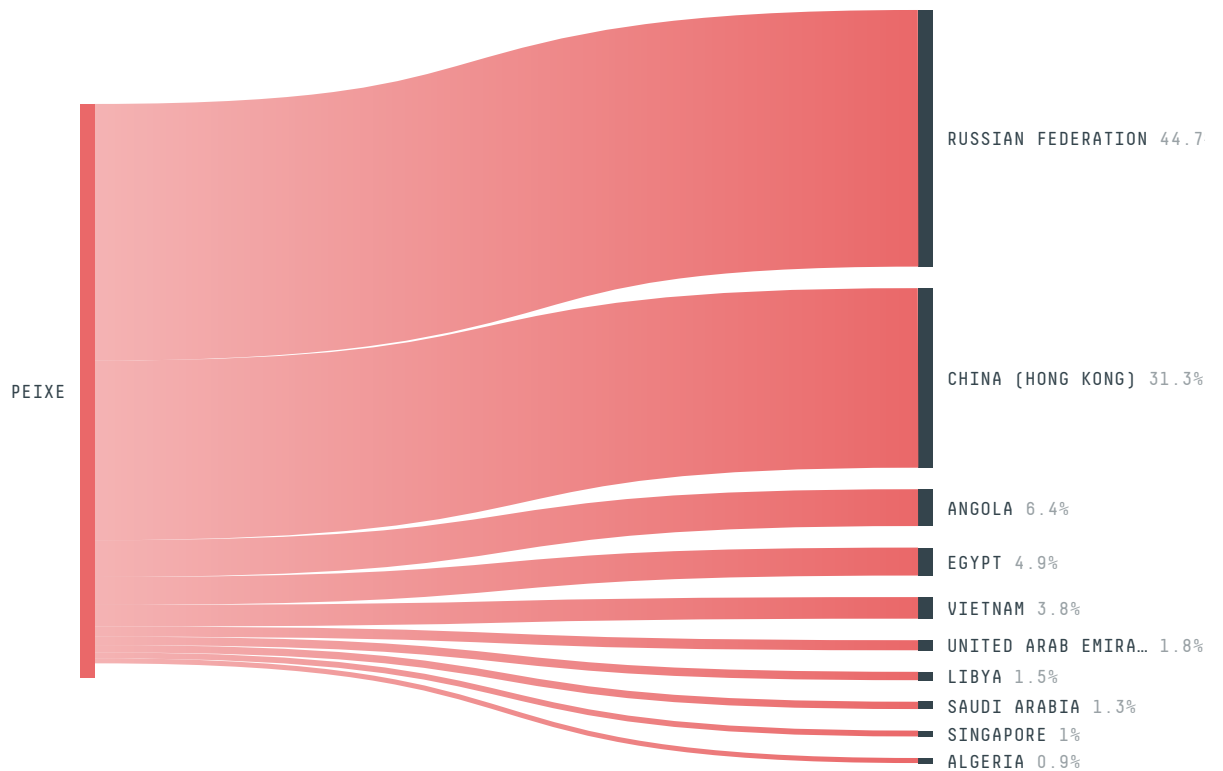
DEFORESTATION TRAJECTORY OF PEIXE



TOP TRADERS OF BEEF IN PEIXE IN 2017



TOP IMPORTING COUNTRIES OF BEEF FROM PEIXE IN 2017



Trase is a partnership between

 Stockholm Environment Institute

 Global Canopy Programme

In collaboration with

 vizzuality

 The European Forest Institute

and many other organizations and individuals.

Donors

 The Global Environment Facility

 WWF

 Europe

 Gordon and Betty Moore Foundation

 The Nature Conservancy

 Department for International Development

 Formas

 Norway's International Climate and Forest Initiative (NICFI)

[Terms of Use](#) · [Privacy policy](#) · [Cookie policy](#) · [Contact us](#)