



trase

Una

COMMODITY YEAR COUNTRY BIOME
Coffee 2017 Brazil Mata atlantica

AREA PRODUCTION OF COFFEE COFFEE LAND
1,223 km² 1,123 t 485 ha

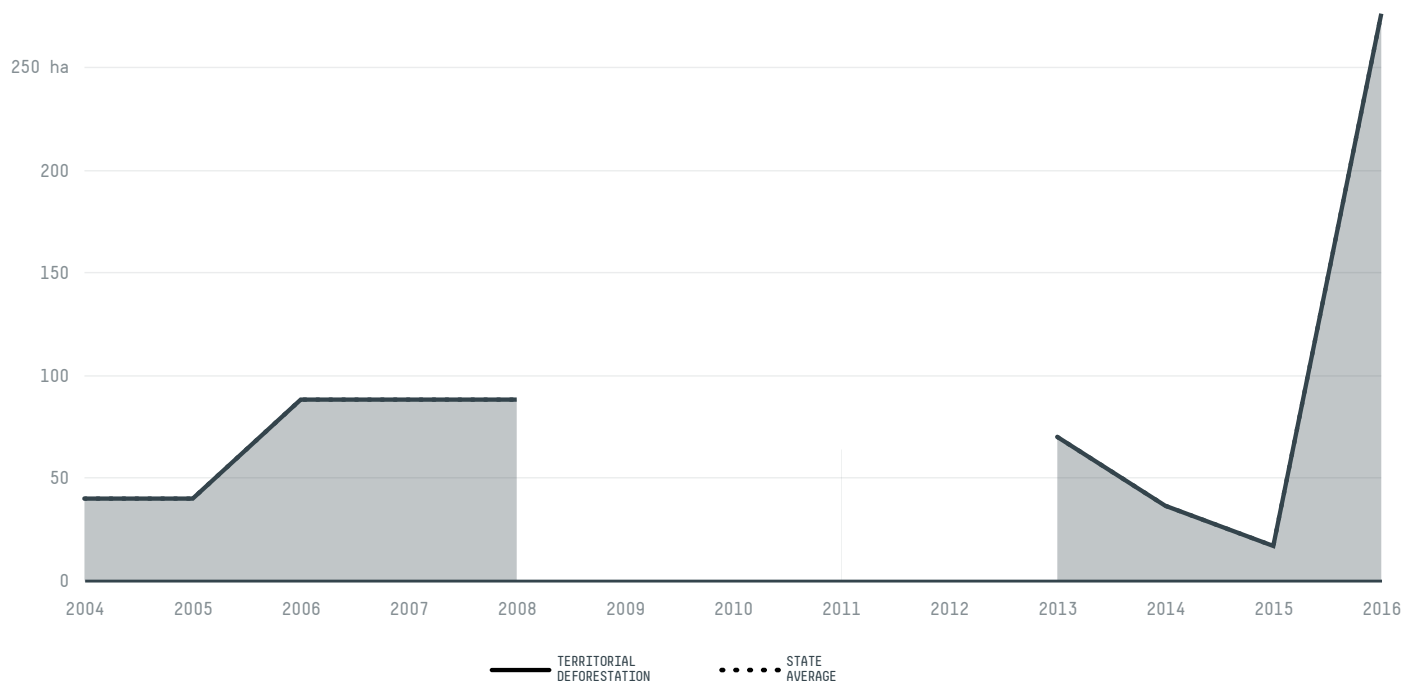
In 2017, Una produced 1,123 t of coffee occupying a total of 485 ha of land. With 0.03% of the total production, it ranks 288th in Brazil in coffee production. The largest exporter of coffee in Una was Eisa Empresa Interagropecuária, which accounted for 100.0% of the total exports, and the main destination was Germany.

AGRICULTURAL INDICATORS	SCORE
Production of coffee	1,123 t
Coffee Yield	2.3 t/ha
Production of arabica coffee	0 t
Agricultural land used for coffee	1.9 %
Production of robusta coffee	1,123 t
Arabica coffee yield	0 t/ha
Robusta coffee yield	2.3 t/ha
ENVIRONMENTAL INDICATORS	SCORE
Territorial deforestation	- ha
Land-based CO2 emissions	- t CO2
Water scarcity	7 /7


SOCIO-ECONOMIC INDICATORS	SCORE
Human Development Index	0.56 /1
GDP per capita	- USD/capita
GDP from agriculture	- %
Smallholder dominance	33 %
Reported cases of forced labour	-
Reported cases of land conflicts	1
Population	22,989

TERRITORIAL GOVERNANCE	SCORE
Legal Reserve deficit	67.8 ha
Legal Reserve deficit as a % of private land	0.4 %
Protected vegetation in private land	3,416.2 ha
Unprotected vegetation in private land	5,143.6 ha

DEFORESTATION TRAJECTORY OF UNA



TOP TRADERS OF COFFEE IN UNA IN 2017



TOP IMPORTING COUNTRIES OF COFFEE FROM UNA IN 2017




Trase is a partnership between

In collaboration with

Donors


 Stockholm Environment Institute


 vizzuality

 The Global Environment Facility


 WWF

 Europe

 Global Canopy Programme

 The European Forest Institute

 Gordon and Betty Moore Foundation

 The Nature Conservancy

and many other organizations and individuals.

 Department for International Development

 Formas

 Norway's International Climate and Forest Initiative (NICFI)

[Terms of Use](#) · [Privacy policy](#) · [Cookie policy](#) · [Contact us](#)