



trase

Aiquara

COMMODITY YEAR COUNTRY BIOME
Coffee 2016 Brazil Mata atlantica

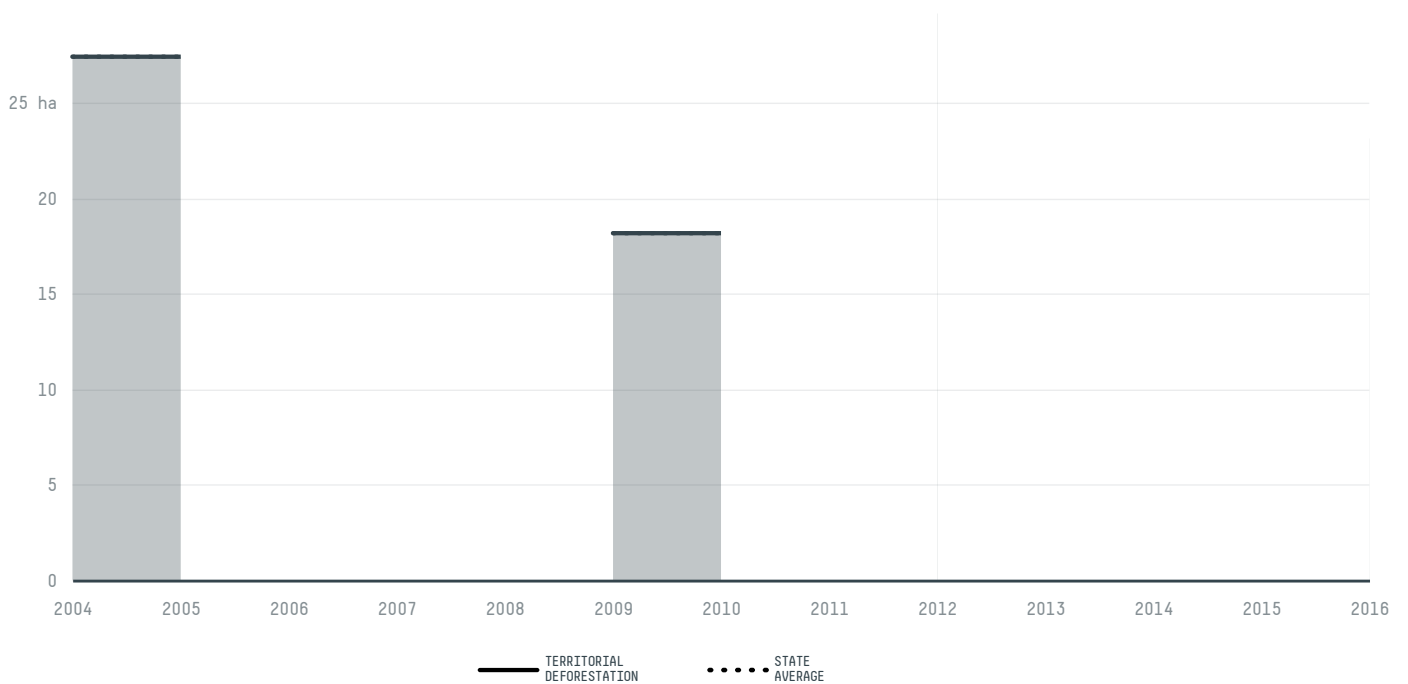
AREA PRODUCTION OF COFFEE COFFEE LAND
168 km² 1 t 5 ha

In 2016, Aiquara produced 1 t of coffee occupying a total of 5 ha of land. With less than 0.01% of the total production, it ranks 526th in Brazil in coffee production. The largest exporter of coffee in Aiquara was Eisa Empresa Interagropecuária, which accounted for 100.0% of the total exports, and the main destination was Spain.

AGRICULTURAL INDICATORS	SCORE
Production of coffee	1 t
Coffee Yield	0.2 t/ha
Production of arabica coffee	1 t
Agricultural land used for coffee	0.2 %
Production of robusta coffee	0 t
Arabica coffee yield	0.2 t/ha
Robusta coffee yield	0 t/ha
ENVIRONMENTAL INDICATORS	SCORE
Territorial deforestation	23 ha
Land-based CO2 emissions	9,211.7 t CO2
Water scarcity	2 /7

SOCIO-ECONOMIC INDICATORS	SCORE
Human Development Index	0.583 /1
GDP per capita	3,007 USD/capita
GDP from agriculture	34 %
Smallholder dominance	50 %
Reported cases of forced labour	-
Reported cases of land conflicts	-
Population	4,767
TERRITORIAL GOVERNANCE	SCORE
Legal Reserve deficit	68.9 ha
Legal Reserve deficit as a % of private land	1.8 %
Protected vegetation in private land	614.3 ha
Unprotected vegetation in private land	837 ha

DEFORESTATION TRAJECTORY OF AIQUARA




TOP TRADERS OF COFFEE IN AIQUARA IN 2016



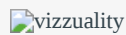
TOP IMPORTING COUNTRIES OF COFFEE FROM AIQUARA IN 2016



Trase is a partnership between



In collaboration with



and many other organizations and individuals.

Donors

