



trase

Angatuba

COMMODITY YEAR COUNTRY BIOME
Chicken **2017** **Brazil** **Mata atlantica**

The largest exporter of chicken in Angatuba was Seara Alimentos, which accounted for 96.5% of the total exports, and the main destination was Singapore.

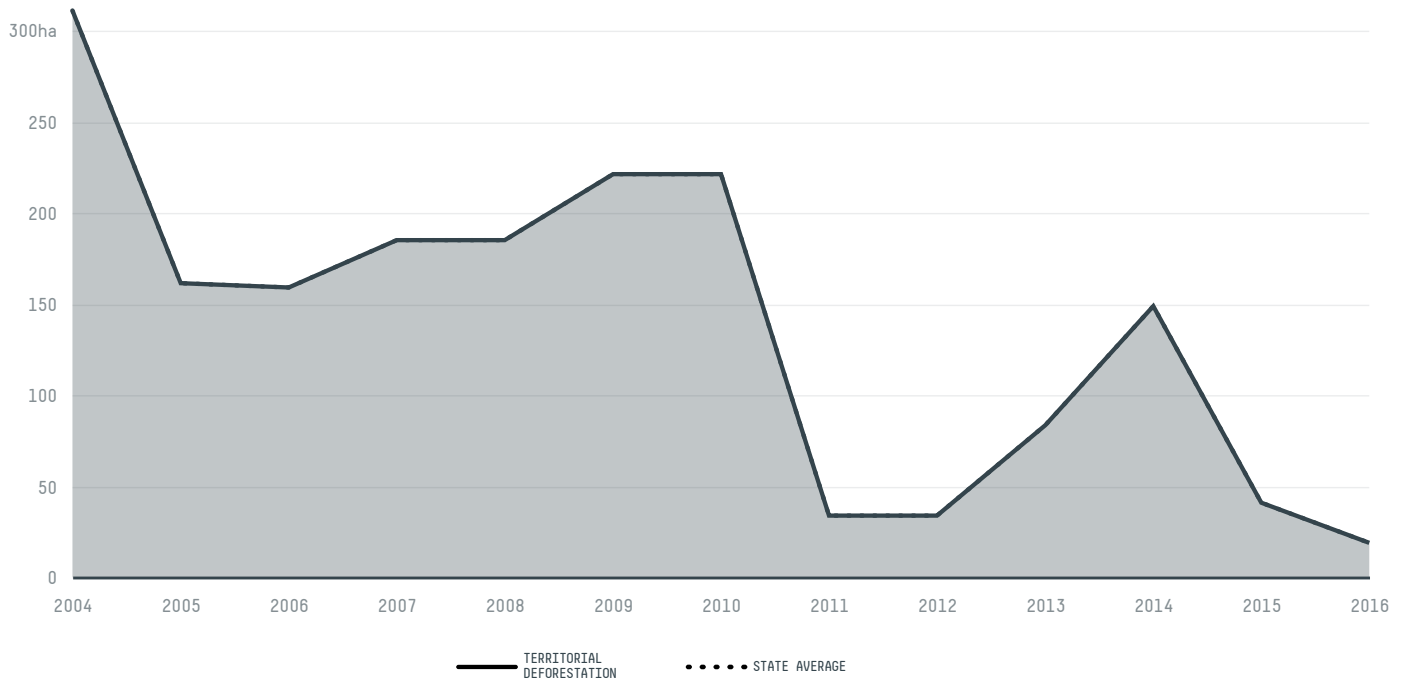
| AGRICULTURAL INDICATORS | SCORE |
|-------------------------|-----------------|
| Chickens slaughtered | 2,551,742 heads |

| ENVIRONMENTAL INDICATORS | SCORE |
|---------------------------|---------|
| Territorial deforestation | - ha |
| Land-based CO2 emissions | - t CO2 |
| Water scarcity | 3 /7 |


| SOCIO-ECONOMIC INDICATORS | SCORE |
|----------------------------------|--------------|
| GDP per capita | - USD/capita |
| Human Development Index | 0.719 /1 |
| Reported cases of forced labour | - |
| Reported cases of land conflicts | - |
| Population | 23,666 |

| TERRITORIAL GOVERNANCE | SCORE |
|------------------------|------------|
| Legal Reserve deficit | 2,306.8 ha |


DEFORESTATION TRAJECTORY OF ANGATUBA




TOP TRADERS OF CHICKEN IN ANGATUBA IN 2017



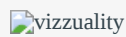
TOP IMPORTING COUNTRIES OF CHICKEN FROM ANGATUBA IN 2017



Trase is a partnership between



In collaboration with



and many other organizations and individuals.

Donors



[Terms of Use](#) · [Privacy policy](#) · [Cookie policy](#) · [Contact us](#)

This website uses cookies to provide you with an improved user experience. By continuing to browse this site, you consent to the use of cookies and similar technologies. Please visit our [privacy policy](#) for further details.

I AGREE