



trase

Tanabi

COMMODITY YEAR COUNTRY BIOME
Chicken 2017 Brazil Cerrado

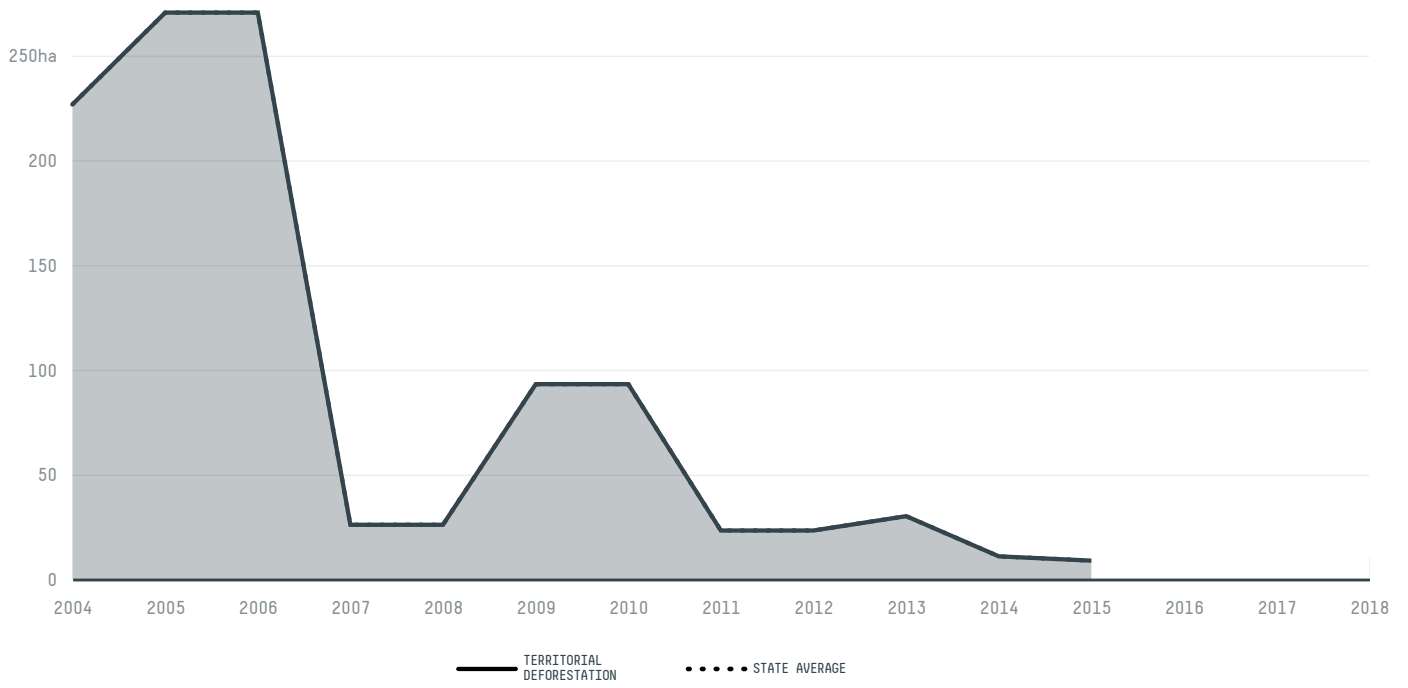
The largest exporter of chicken in Tanabi was Seara Alimentos, which accounted for 100.0% of the total exports, and the main destination was Iraq.

AGRICULTURAL INDICATORS	SCORE
Chickens slaughtered	231,043 heads
ENVIRONMENTAL INDICATORS	SCORE
Territorial deforestation	0 ha
Land-based CO2 emissions	0 t CO2
Water scarcity	2 /7
SOCIO-ECONOMIC INDICATORS	SCORE
GDP per capita	- USD/capita
Human Development Index	0.748 /1
Reported cases of forced labour	-
Reported cases of land conflicts	-
Population	25,199
TERRITORIAL GOVERNANCE	SCORE
Legal Reserve deficit	2,521 ha

This website uses cookies to provide you with an improved user experience. By continuing to browse this site, you consent to the use of cookies and similar technologies. Please visit our [privacy policy](#) for further details.

I AGREE

DEFORESTATION TRAJECTORY OF TANABI



TOP TRADERS OF CHICKEN IN TANABI IN 2017




TOP IMPORTING COUNTRIES OF CHICKEN FROM TANABI IN 2017




Trase is a partnership between

 Stockholm Environment Institute

 Global Canopy Programme

In collaboration with

 vizzuality

 The European Forest Institute

and many other organizations and individuals.

Donors

 The Global Environment Facility


 WWF

 Europe

 Gordon and Betty Moore Foundation

 The Nature Conservancy

 Department for International Development

 Formas

 Norway's International Climate and Forest Initiative (NICFI)

[Terms of Use](#) · [Privacy policy](#) · [Cookie policy](#) · [Contact us](#)