



# trase

## Potirendaba

COMMODITY      YEAR      COUNTRY      BIOME  
**Chicken**      **2018**      **Brazil**      **Mata atlantica**

The largest exporter of chicken in Potirendaba was Seara Alimentos, which accounted for 91.4% of the total exports, and the main destination was Turkmenistan.

| AGRICULTURAL INDICATORS | SCORE         |
|-------------------------|---------------|
| Chickens slaughtered    | 610,254 heads |

| ENVIRONMENTAL INDICATORS  | SCORE   |
|---------------------------|---------|
| Territorial deforestation | - ha    |
| Land-based CO2 emissions  | - t CO2 |
| Water scarcity            | 2 /7    |

| SOCIO-ECONOMIC INDICATORS        | SCORE        |
|----------------------------------|--------------|
| GDP per capita                   | - USD/capita |
| Human Development Index          | 0.747 /1     |
| Reported cases of forced labour  | 0            |
| Reported cases of land conflicts | -            |
| Population                       | 16,401       |

| TERRITORIAL GOVERNANCE | SCORE    |
|------------------------|----------|
| Legal Reserve deficit  | 583.2 ha |


## DEFORESTATION TRAJECTORY OF POTIRENDABA

0ha


2004 2005 2006 2007 2008 2009 2010 2011 2012 2013 2014 2015 2016

TERRITORIAL DEFORESTATION      STATE AVERAGE

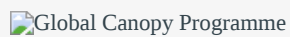
## TOP TRADERS OF CHICKEN IN POTIRENDABA IN 2018



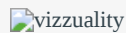
## TOP IMPORTING COUNTRIES OF CHICKEN FROM POTIRENDABA IN 2018



Trase is a partnership between




In collaboration with



and many other organizations and individuals.

Donors



[Terms of Use](#) · [Privacy policy](#) · [Cookie policy](#) · [Contact us](#)

This website uses cookies to provide you with an improved user experience. By continuing to browse this site, you consent to the use of cookies and similar technologies. Please visit our [privacy policy](#) for further details.

I AGREE