



trase

Nova alianca

COMMODITY YEAR COUNTRY BIOME
Chicken 2018 Brazil Mata atlantica

The largest exporter of chicken in Nova Alianca was Jbs S/A, which accounted for 100.0% of the total exports, and the main destination was United States.

AGRICULTURAL INDICATORS	SCORE
Chickens slaughtered	578,348 heads
ENVIRONMENTAL INDICATORS	SCORE
Territorial deforestation	- ha
Land-based CO2 emissions	- t CO2
Water scarcity	3 /7
SOCIO-ECONOMIC INDICATORS	SCORE
GDP per capita	- USD/capita
Human Development Index	0.738 /1
Reported cases of forced labour	0
Reported cases of land conflicts	-
Population	6,367
TERRITORIAL GOVERNANCE	SCORE
Legal Reserve deficit	742.2 ha

DEFORESTATION TRAJECTORY OF NOVA ALIANCA

0ha

2004 2005 2006 2007 2008 2009 2010 2011 2012 2013 2014 2015 2016


TERRITORIAL DEFORESTATION STATE AVERAGE

TOP TRADERS OF CHICKEN IN NOVA ALIANCA IN 2018

NOVA ALIANCA


UNITED STATES 100%

TOP IMPORTING COUNTRIES OF CHICKEN FROM NOVA ALIANCA IN 2018




Trase is a partnership between

 Stockholm Environment Institute

 Global Canopy Programme

In collaboration with

 vizzuality

 The European Forest Institute

and many other organizations and individuals.

Donors

 The Global Environment Facility

 WWF

 Europe

 Gordon and Betty Moore Foundation

 The Nature Conservancy

 Department for International Development

 Formas

 Norway's International Climate and Forest Initiative (NICFI)

[Terms of Use](#) · [Privacy policy](#) · [Cookie policy](#) · [Contact us](#)

This website uses cookies to provide you with an improved user experience. By continuing to browse this site, you consent to the use of cookies and similar technologies. Please visit our [privacy policy](#) for further details.

I AGREE