



trase

Rinopolis

COMMODITY YEAR COUNTRY BIOME
Chicken **2018** **Brazil** **Mata atlantica**

The largest exporter of chicken in Rinopolis was Agroindustrial Irmaos Dalla Costa Ltda., which accounted for 100.0% of the total exports, and the main destination was Angola.

AGRICULTURAL INDICATORS	SCORE
Chickens slaughtered	- heads
ENVIRONMENTAL INDICATORS	SCORE
Territorial deforestation	- ha
Land-based CO2 emissions	- t CO2
Water scarcity	2 /7
SOCIO-ECONOMIC INDICATORS	SCORE
GDP per capita	- USD/capita
Human Development Index	0.723 /1
Reported cases of forced labour	0
Reported cases of land conflicts	-
Population	10,170
TERRITORIAL GOVERNANCE	SCORE
Legal Reserve deficit	1,344.7 ha


DEFORESTATION TRAJECTORY OF RINOPOLIS

0ha

2004 2005 2006 2007 2008 2009 2010 2011 2012 2013 2014 2015 2016

TERRITORIAL DEFORESTATION STATE AVERAGE

TOP TRADERS OF CHICKEN IN RINOPOLIS IN 2018




TOP IMPORTING COUNTRIES OF CHICKEN FROM RINOPOLIS IN 2018




Trase is a partnership between

 Stockholm Environment Institute

 Global Canopy Programme

In collaboration with

 vizzuality

 The European Forest Institute

and many other organizations and individuals.

Donors

 The Global Environment Facility

 WWF


 Europe

 Gordon and Betty Moore Foundation

 The Nature Conservancy

 Department for International Development

 Formas

 Norway's International Climate and Forest Initiative (NICFI)

[Terms of Use](#) · [Privacy policy](#) · [Cookie policy](#) · [Contact us](#)