



trase

Parapua

COMMODITY YEAR COUNTRY BIOME
Chicken **2018** **Brazil** **Mata atlantica**

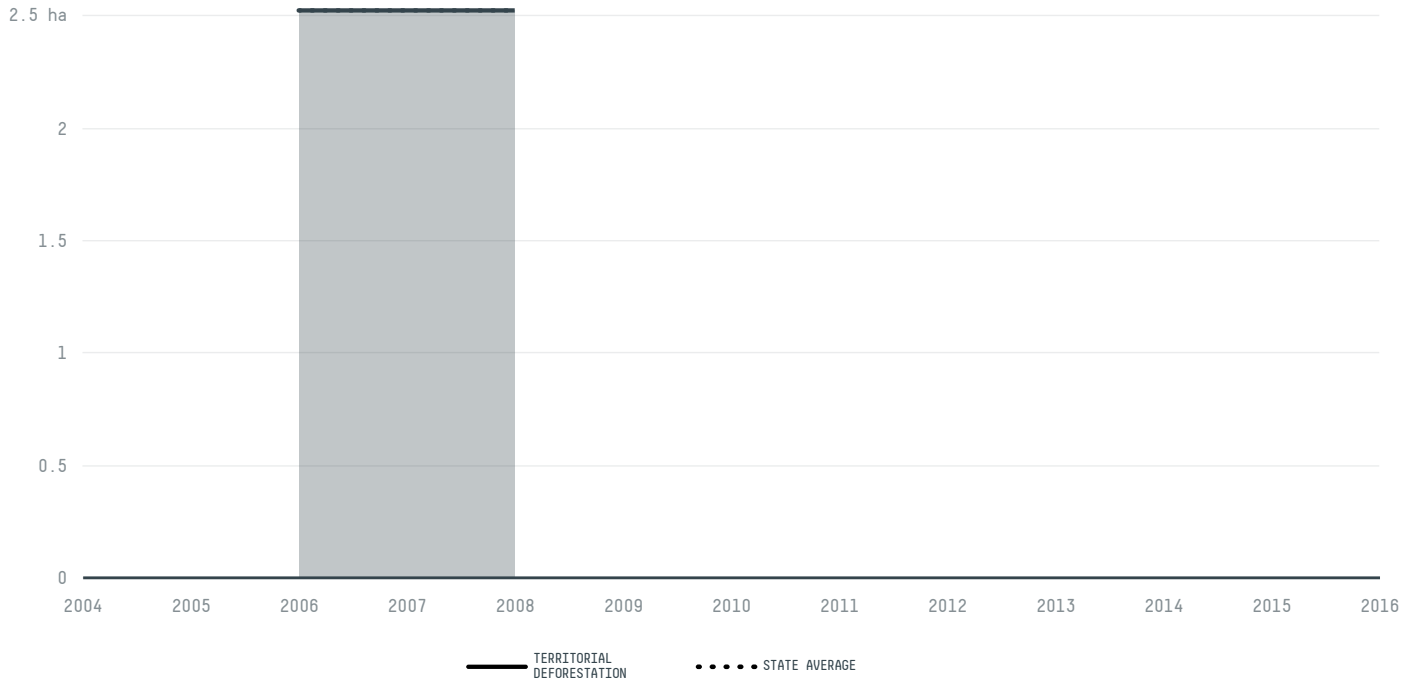
The largest exporter of chicken in Parapua was Agroindustrial Irmaos Dalla Costa Ltda., which accounted for 100.0% of the total exports, and the main destination was Angola.

AGRICULTURAL INDICATORS	SCORE
Chickens slaughtered	- heads
ENVIRONMENTAL INDICATORS	SCORE
Territorial deforestation	- ha
Land-based CO2 emissions	- t CO2
Water scarcity	3 /7
SOCIO-ECONOMIC INDICATORS	SCORE
GDP per capita	- USD/capita
Human Development Index	0.737 /1
Reported cases of forced labour	0
Reported cases of land conflicts	-
Population	11,124
TERRITORIAL GOVERNANCE	SCORE
Legal Reserve deficit	2,011.4 ha
Legal Reserve deficit as a % of private land	6.5 %


This website uses cookies to provide you with an improved user experience. By continuing to browse this site, you consent to the use of cookies and similar technologies. Please visit our [privacy policy](#) for further details.

I AGREE

DEFORESTATION TRAJECTORY OF PARAPUA



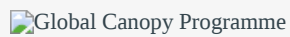
TOP TRADERS OF CHICKEN IN PARAPUA IN 2018



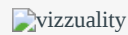
TOP IMPORTING COUNTRIES OF CHICKEN FROM PARAPUA IN 2018



Trase is a partnership between



In collaboration with



and many other organizations and individuals.

Donors



[Terms of Use](#) · [Privacy policy](#) · [Cookie policy](#) · [Contact us](#)

This website uses cookies to provide you with an improved user experience. By continuing to browse this site, you consent to the use of cookies and similar technologies. Please visit our [privacy policy](#) for further details.

I AGREE