



# trase

## Adamantina

COMMODITY YEAR COUNTRY BIOME  
**Chicken 2018 Brazil Mata atlantica**

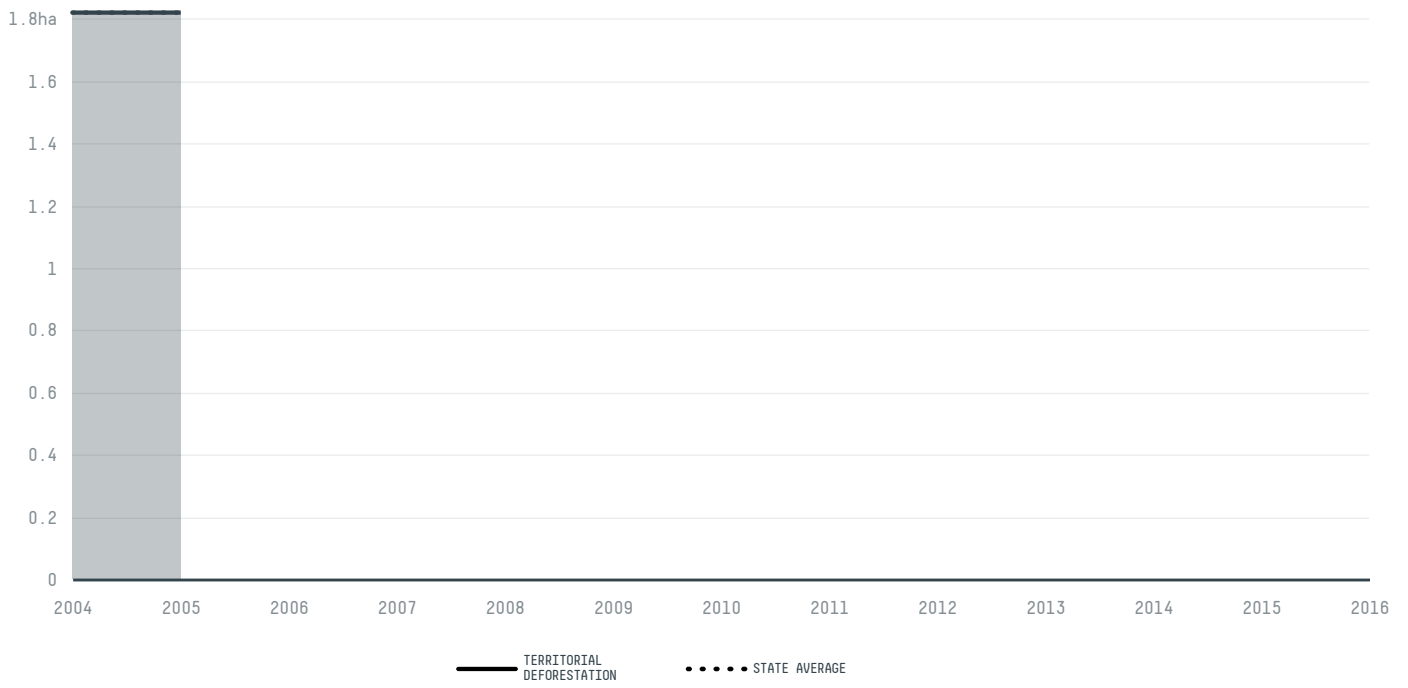
The largest exporter of chicken in Adamantina was Agroindustrial Irmaos Dalla Costa Ltda., which accounted for 100.0% of the total exports, and the main destination was Equatorial Guinea.

AGRICULTURAL INDICATORS	SCORE
Chickens slaughtered	- heads
ENVIRONMENTAL INDICATORS	SCORE
Territorial deforestation	- ha
Land-based CO2 emissions	- t CO2
Water scarcity	4 /7
SOCIO-ECONOMIC INDICATORS	SCORE
GDP per capita	- USD/capita
Human Development Index	0.79 /1
Reported cases of forced labour	0
Reported cases of land conflicts	-
Population	34,953
TERRITORIAL GOVERNANCE	SCORE
Legal Reserve deficit	2,293.8 ha

This website uses cookies to provide you with an improved user experience. By continuing to browse this site, you consent to the use of cookies and similar technologies. Please visit our [privacy policy](#) for further details.

I AGREE

## DEFORESTATION TRAJECTORY OF ADAMANTINA



## TOP TRADERS OF CHICKEN IN ADAMANTINA IN 2018




## TOP IMPORTING COUNTRIES OF CHICKEN FROM ADAMANTINA IN 2018




Trase is a partnership between

 Stockholm Environment Institute

 Global Canopy Programme

In collaboration with

 vizzuality

 The European Forest Institute

and many other organizations and individuals.

Donors

 The Global Environment Facility


 WWF


 Europe

 Gordon and Betty Moore Foundation

 The Nature Conservancy

 Department for International Development

 Formas

 Norway's International Climate and Forest Initiative (NICFI)

[Terms of Use](#) · [Privacy policy](#) · [Cookie policy](#) · [Contact us](#)

This website uses cookies to provide you with an improved user experience. By continuing to browse this site, you consent to the use of cookies and similar technologies. Please visit our [privacy policy](#) for further details.

I AGREE