



# trase

## Funilandia

COMMODITY YEAR COUNTRY BIOME  
**Chicken 2018 Brazil Cerrado**

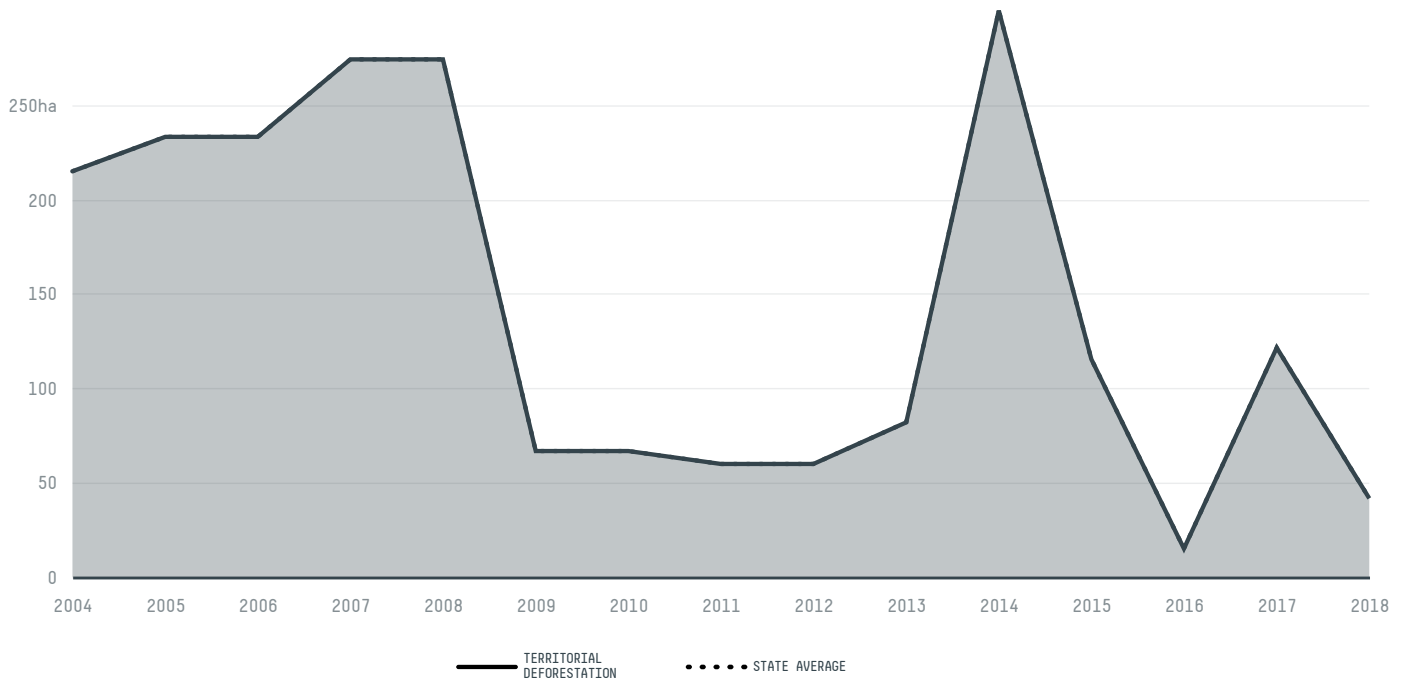
The largest exporter of chicken in Funilandia was Vibra Agroindustrial S/A, which accounted for 100.0% of the total exports, and the main destination was United Arab Emirates.

AGRICULTURAL INDICATORS	SCORE
Chickens slaughtered	1,880,419 heads
ENVIRONMENTAL INDICATORS	SCORE
Territorial deforestation	42 ha
Land-based CO2 emissions	3,826.3 t CO2
Water scarcity	3 /7
SOCIO-ECONOMIC INDICATORS	SCORE
GDP per capita	- USD/capita
Human Development Index	0.655 /1
Reported cases of forced labour	0
Reported cases of land conflicts	-
Population	4,108
TERRITORIAL GOVERNANCE	SCORE
Legal Reserve deficit	108.5 ha

This website uses cookies to provide you with an improved user experience. By continuing to browse this site, you consent to the use of cookies and similar technologies. Please visit our [privacy policy](#) for further details.

I AGREE

## DEFORESTATION TRAJECTORY OF FUNILANDIA




## TOP TRADERS OF CHICKEN IN FUNILANDIA IN 2018



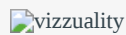
## TOP IMPORTING COUNTRIES OF CHICKEN FROM FUNILANDIA IN 2018



Trase is a partnership between



In collaboration with



and many other organizations and individuals.

Donors



[Terms of Use](#) · [Privacy policy](#) · [Cookie policy](#) · [Contact us](#)

This website uses cookies to provide you with an improved user experience. By continuing to browse this site, you consent to the use of cookies and similar technologies. Please visit our [privacy policy](#) for further details.

I AGREE