



# trase

## Capetinga

COMMODITY YEAR COUNTRY BIOME  
**Chicken 2015 Brazil Cerrado**

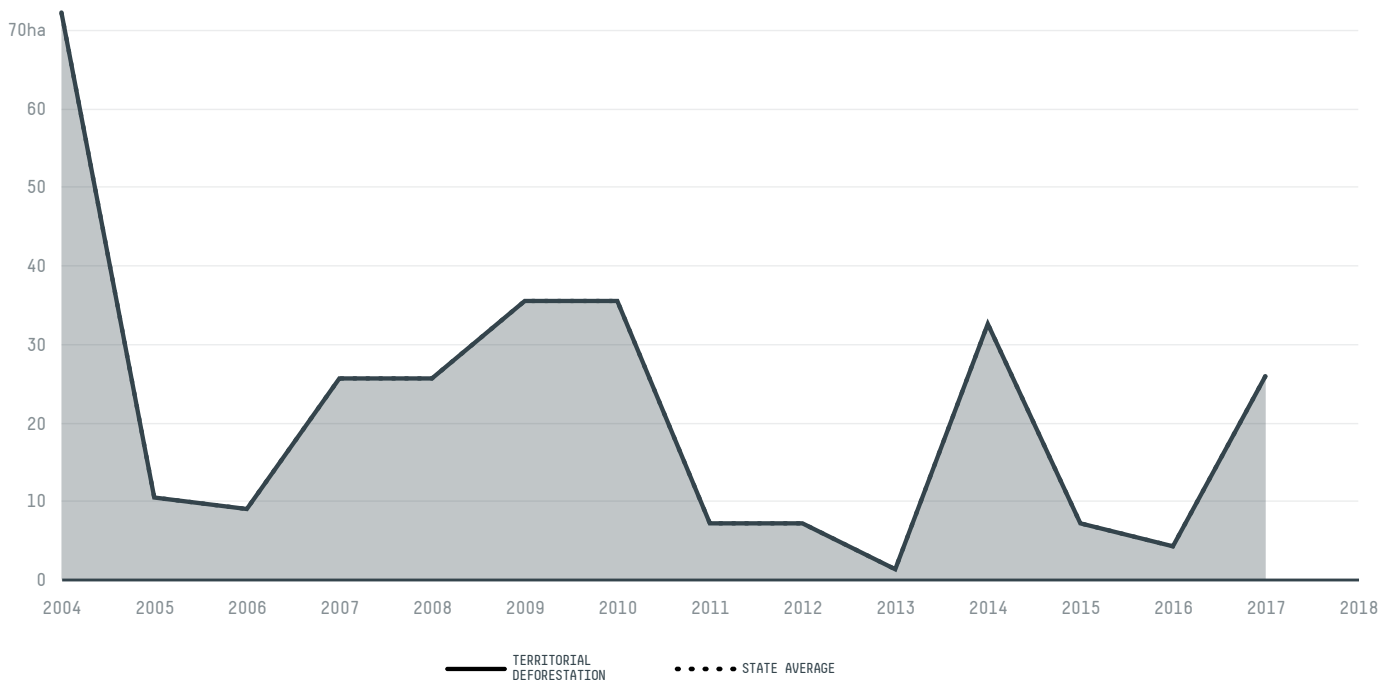
The largest exporter of chicken in Capetinga was Seara Alimentos, which accounted for 100.0% of the total exports, and the main destination was Saudi Arabia.

AGRICULTURAL INDICATORS	SCORE
Chickens slaughtered	278,083 heads
ENVIRONMENTAL INDICATORS	SCORE
Territorial deforestation	7 ha
Land-based CO2 emissions	659.5 t CO2
Water scarcity	2 / 7
SOCIO-ECONOMIC INDICATORS	SCORE
GDP per capita	3,968 USD/capita
Human Development Index	0.675 /1
Reported cases of forced labour	-
Reported cases of land conflicts	-
Population	7,222
TERRITORIAL GOVERNANCE	SCORE
Legal Reserve deficit	338.3 ha

This website uses cookies to provide you with an improved user experience. By continuing to browse this site, you consent to the use of cookies and similar technologies. Please visit our [privacy policy](#) for further details.

I AGREE

## DEFORESTATION TRAJECTORY OF CAPETINGA




## TOP TRADERS OF CHICKEN IN CAPETINGA IN 2015




## TOP IMPORTING COUNTRIES OF CHICKEN FROM CAPETINGA IN 2015



Trase is a partnership between




In collaboration with



and many other organizations and individuals.

Donors



[Terms of Use](#) · [Privacy policy](#) · [Cookie policy](#) · [Contact us](#)

This website uses cookies to provide you with an improved user experience. By continuing to browse this site, you consent to the use of cookies and similar technologies. Please visit our [privacy policy](#) for further details.

I AGREE