



trase

Capitao poco

COMMODITY YEAR COUNTRY BIOME STATE
Soy **2009** **Brazil** **Amazonia** **Para**

AREA PRODUCTION OF SOY SOY LAND
2,900 km² **720 t** **300 ha**

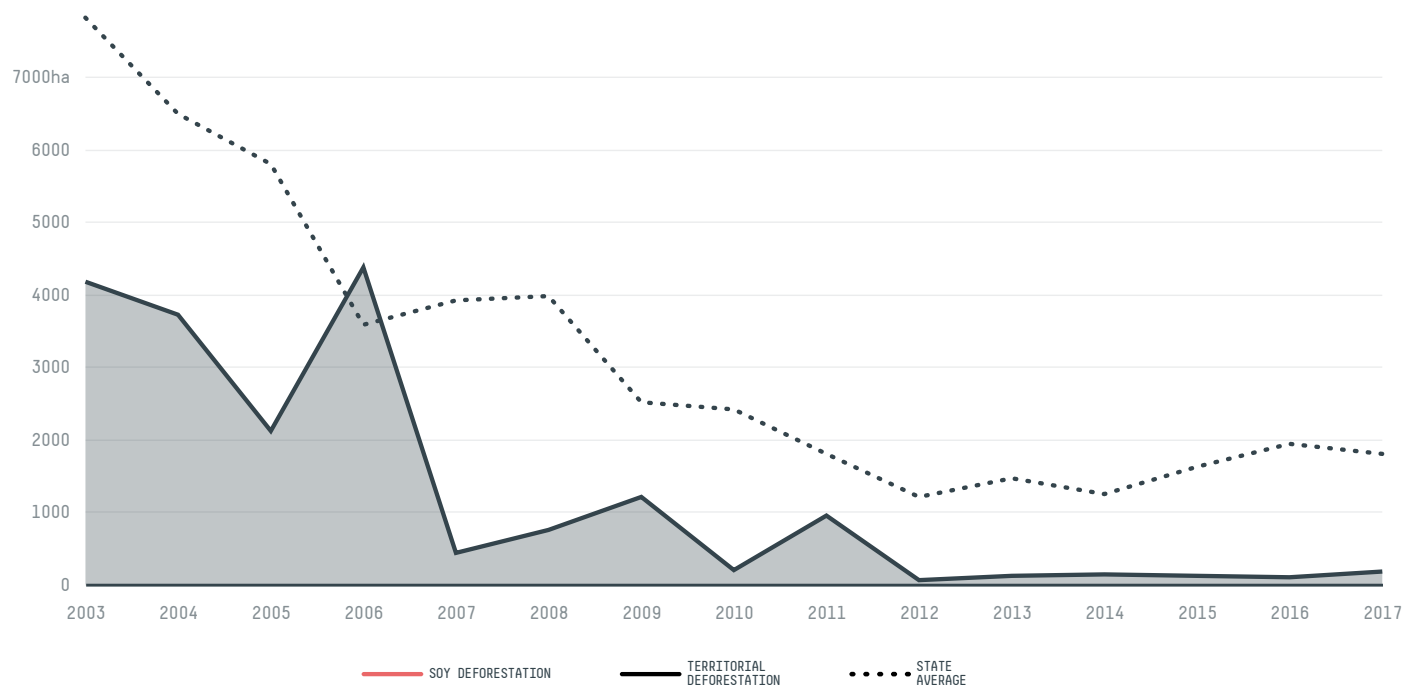
In 2009, Capitao Poco produced 720 t of soy occupying a total of 300 ha of land. With less than 0.01% of the total production, it ranks 991st in Brazil in soy production, and 13th in the state of Para. The largest exporter of soy in Capitao Poco was Ruelle Spices, which accounted for 100.0% of the total exports, and the main destination was Iran.

AGRICULTURAL INDICATORS	SCORE	STATE RANKING
Production of soy	720 t	13
Soy yield	2.4 t/ha	5
Agricultural land used for soy	4.5 %	13

ENVIRONMENTAL INDICATORS	SCORE	STATE RANKING
Territorial deforestation	1,205 ha	51
Soy deforestation	0 ha	8
Land based CO2 emissions	735,397 t CO2	48
Water scarcity	2 /7	5

SOCIO-ECONOMIC INDICATORS	SCORE	STATE RANKING
Human Development Index	0.548 /1	71
GDP per capita	1,518 USD/capita	115
GDP from agriculture	19.1 %	87
Smallholder dominance	66 %	-
Reported cases of forced labour	1	7
Reported cases of land conflicts	-	-
Population	52,537	39
TERRITORIAL GOVERNANCE	SCORE	STATE RANKING
Legal Reserve deficit	8,029.2 ha	33
Legal Reserve deficit as a % of private land	3.8 %	-
Protected vegetation in private land	91,223.1 ha	-
Unprotected vegetation in private land	2,077.2 ha	82
ACTOR COMMITMENTS	SCORE	STATE RANKING
Soy traded under zero deforestation commitment	0 %	38
Round Table on Responsible Soy	- t	-

DEFORESTATION TRAJECTORY OF CAPITAO POÇO



TOP TRADERS OF SOY IN CAPITAO POCO IN 2009



TOP IMPORTING COUNTRIES OF SOY FROM CAPITAO POCO IN 2009



This website uses cookies to provide you with an improved user experience. By continuing to browse this site, you consent to the use of cookies and similar technologies. Please visit our [privacy policy](#) for further details.


I agree


Trase is a partnership between

 Stockholm Environment Institute

 Global Canopy Programme

In collaboration with

 vizzuality

 The European Forest Institute

and many other organizations and individuals.

Donors

 The Global Environment Facility

 WWF

 Europe

 Gordon and Betty Moore Foundation

 The Nature Conservancy

 Department for International Development

 Formas

 Norway's International Climate and Forest Initiative (NICFI)

[Terms of Use](#) · [Privacy policy](#) · [Cookie policy](#) · [Contact us](#)

This website uses cookies to provide you with an improved user experience. By continuing to browse this site, you consent to the use of cookies and similar technologies. Please visit our [privacy policy](#) for further details.

I AGREE