



trase

Ulianopolis

COMMODITY YEAR COUNTRY BIOME
Soy **2018** **Brazil** **Amazonia**

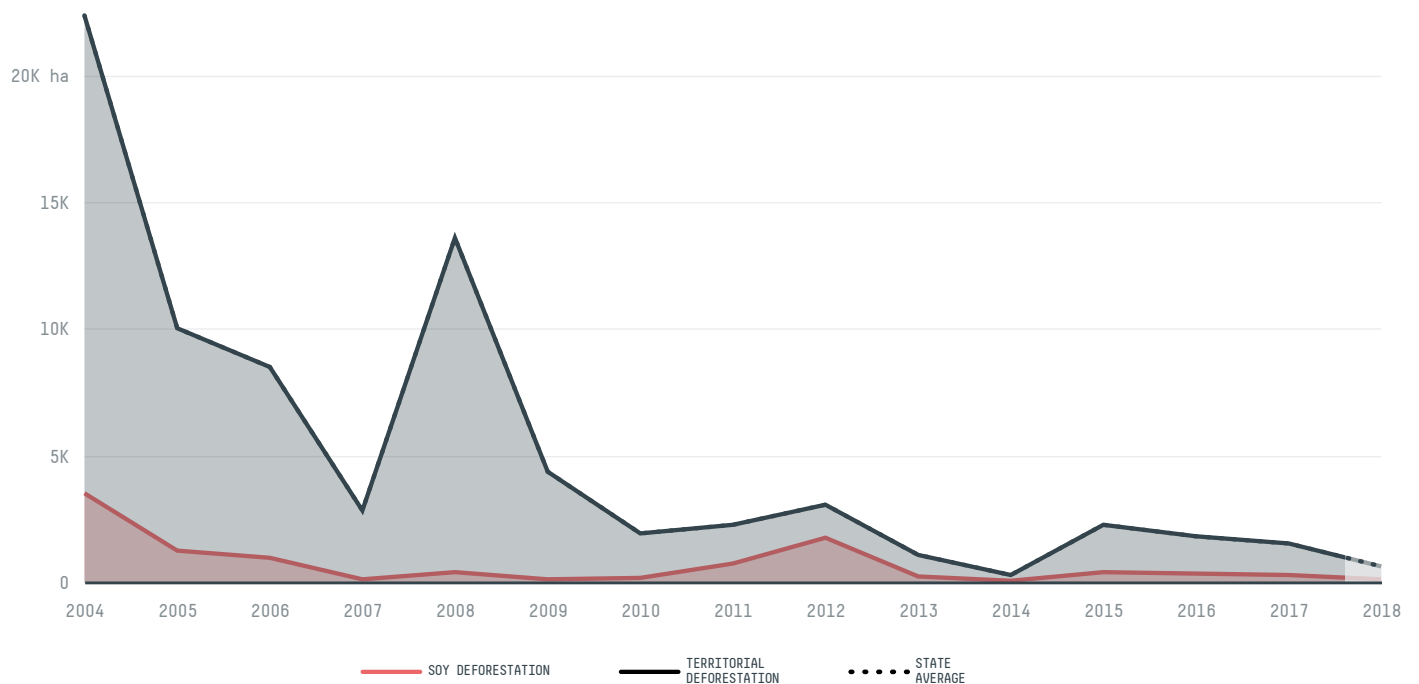
AREA PRODUCTION OF SOY SOY LAND
5,089 km² **180,000 t** **60,000 ha**

In 2018, Ulianopolis produced 180,000 t of soy occupying a total of 60,000 ha of land. With 0.08% of the total production, it ranks 135th in Brazil in soy production. The largest exporter of soy in Ulianopolis was Adm, which accounted for 86.1% of the total exports, and the main destination was China (Mainland).

| AGRICULTURAL INDICATORS | SCORE |
|--------------------------------|-----------------|
| Production of soy | 180,000 t |
| Soy yield | 3 t/ha |
| Agricultural land used for soy | 67.7 % |
| ENVIRONMENTAL INDICATORS | SCORE |
| Territorial deforestation | 646 ha |
| Soy deforestation | 114 ha |
| Land-based CO2 emissions | 417,811.6 t CO2 |
| Water scarcity | 2 / 7 |

| SOCIO-ECONOMIC INDICATORS | SCORE |
|--|--------------|
| Human Development Index | 0.604 /1 |
| GDP per capita | - USD/capita |
| GDP from agriculture | - % |
| Smallholder dominance | 20 % |
| Reported cases of forced labour | 0 |
| Reported cases of land conflicts | - |
| Population | 49,972 |
| TERRITORIAL GOVERNANCE | SCORE |
| Legal Reserve deficit | 14,794.1 ha |
| Legal Reserve deficit as a % of private land | 3 % |
| Protected vegetation in private land | 311,197.1 ha |
| Unprotected vegetation in private land | 14,901.7 ha |
| ACTOR COMMITMENTS | SCORE |
| Round Table on Responsible Soy | - t |

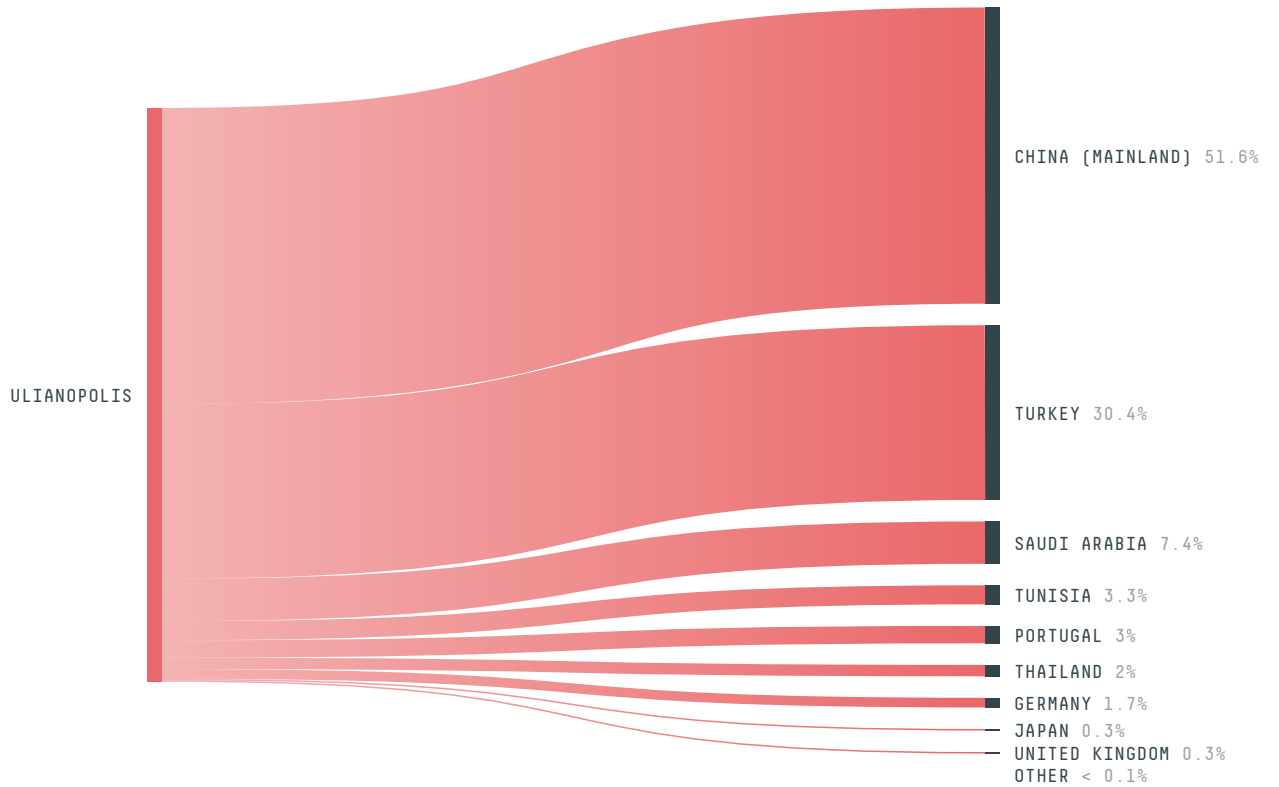
DEFORESTATION TRAJECTORY OF ULIANOPOLIS



TOP TRADERS OF SOY IN ULIANOPOLIS IN 2018




TOP IMPORTING COUNTRIES OF SOY FROM ULIANOPOLIS IN 2018





Trase is a partnership between

 Stockholm Environment Institute

 Global Canopy Programme

In collaboration with

 vizzuality

 The European Forest Institute

and many other organizations and individuals.

Donors

 The Global Environment Facility

 WWF


 Europe

 Gordon and Betty Moore Foundation

 The Nature Conservancy

 Department for International Development

 Formas

 Norway's International Climate and Forest Initiative (NICFI)

[Terms of Use](#) · [Privacy policy](#) · [Cookie policy](#) · [Contact us](#)