



# trase

## Altamira

COMMODITY YEAR COUNTRY BIOME STATE  
**Soy 2017 Brazil Amazonia Para**

AREA PRODUCTION OF SOY SOY LAND  
**159,533 km<sup>2</sup> 6,000 t 2,000 ha**

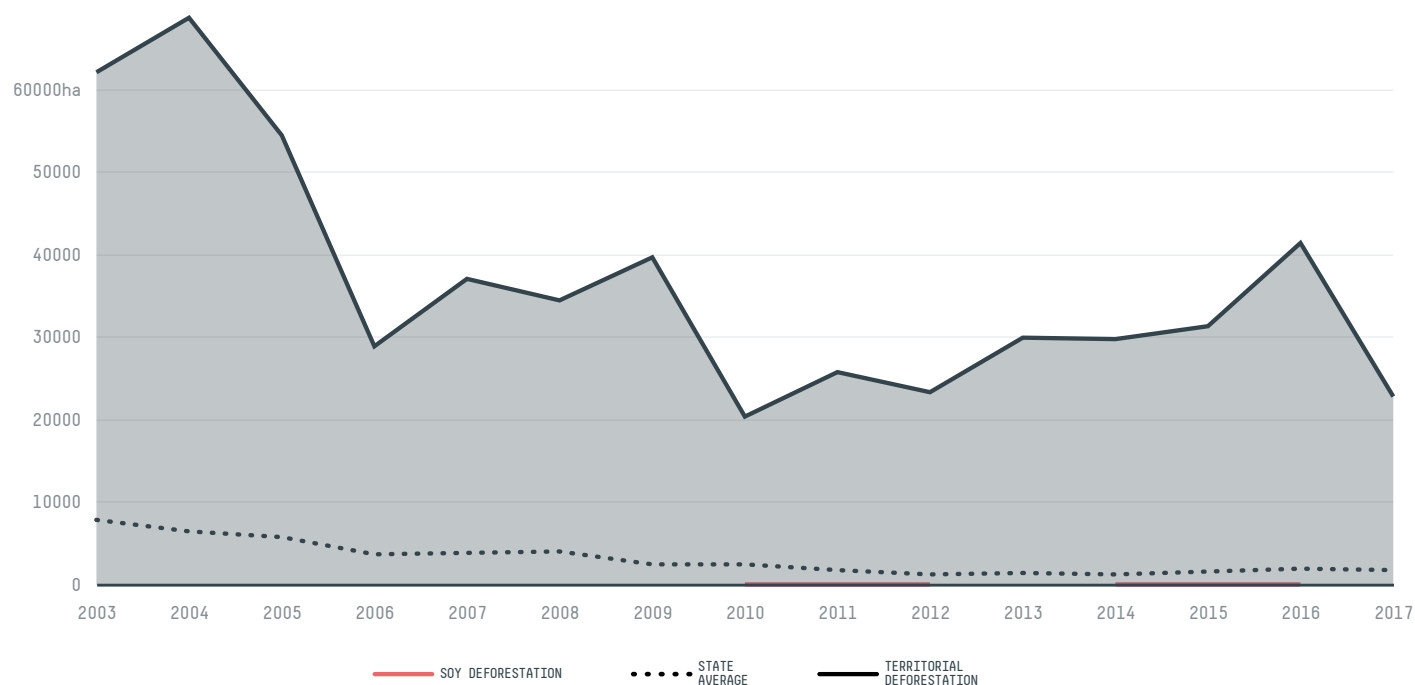
In 2017, Altamira produced 6,000 t of soy occupying a total of 2,000 ha of land. With less than 0.01% of the total production, it ranks 1124th in Brazil in soy production, and 15th in the state of Para. The largest exporter of soy in Altamira was Cargill, which accounted for 100.0% of the total exports, and the main destination was China (Mainland).

AGRICULTURAL INDICATORS	SCORE	STATE RANKING
Production of soy	6,000 t	15
Soy yield	3 t/ha	5
Agricultural land used for soy	25.5 %	18


ENVIRONMENTAL INDICATORS	SCORE	STATE RANKING
Territorial deforestation	22,703 ha	2
Soy deforestation	- ha	-
Land based CO2 emissions	11,228,294 t CO2	3
Water scarcity	2 /7	5

SOCIO-ECONOMIC INDICATORS	SCORE	STATE RANKING
Human Development Index	0.665 /1	10
GDP per capita	- USD/capita	-
GDP from agriculture	- %	-
Smallholder dominance	29 %	-
Reported cases of forced labour	1	3
Reported cases of land conflicts	2	8
Population	105,106	13
TERRITORIAL GOVERNANCE	SCORE	STATE RANKING
Legal Reserve deficit	14,367.5 ha	21
Legal Reserve deficit as a % of private land	1.1 %	-
Protected vegetation in private land	927,818.4 ha	-
Unprotected vegetation in private land	69,633.4 ha	11
ACTOR COMMITMENTS	SCORE	STATE RANKING
Soy traded under zero deforestation commitment	100 %	8
Round Table on Responsible Soy	0 t	1


## DEFORESTATION TRAJECTORY OF ALTAMIRA



## TOP TRADERS OF SOY IN ALTAMIRA IN 2017



## TOP IMPORTING COUNTRIES OF SOY FROM ALTAMIRA IN 2017




This website uses cookies to provide you with an improved user experience. By continuing to browse this site, you consent to the use of cookies and similar technologies. Please visit our [privacy policy](#) for further details.


I agree


Trase is a partnership between

 Stockholm Environment Institute

 Global Canopy Programme

In collaboration with

 vizzuality

 The European Forest Institute

and many other organizations and individuals.

Donors

 The Global Environment Facility


 WWF

 Europe

 Gordon and Betty Moore Foundation

 The Nature Conservancy

 Department for International Development

 Formas

 Norway's International Climate and Forest Initiative (NICFI)

[Terms of Use](#) · [Privacy policy](#) · [Cookie policy](#) · [Contact us](#)