



trase

Adolfo

COMMODITY YEAR COUNTRY BIOME
Soy 2018 Brazil Mata atlantica

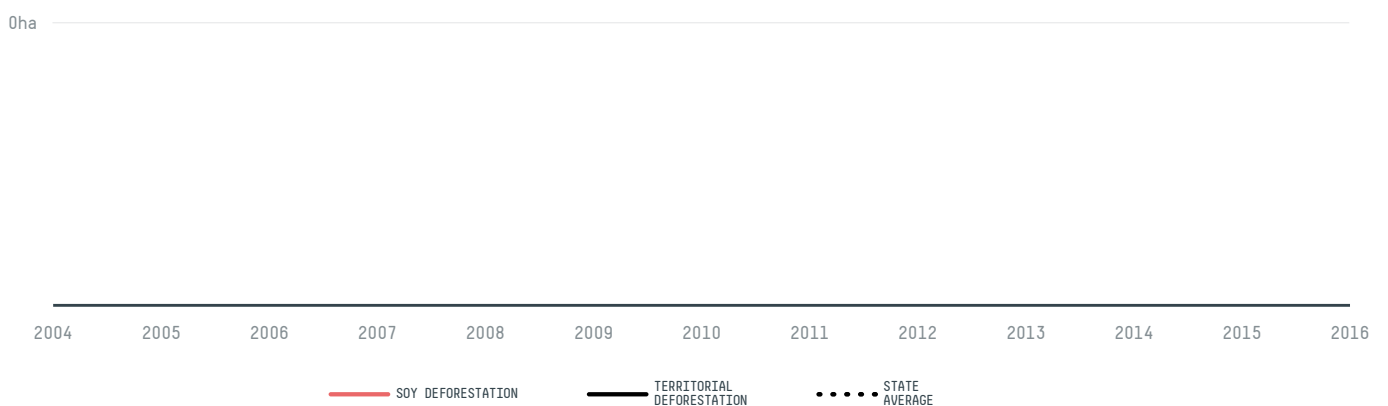
AREA PRODUCTION OF SOY SOY LAND
211 km² 2,979 t 748 ha

In 2018, Adolfo produced 2,979 t of soy occupying a total of 748 ha of land. With less than 0.01% of the total production, it ranks 1262nd in Brazil in soy production. The largest exporter of soy in Adolfo was Usina Itajobi Acucar E Alcool, which accounted for 100.0% of the total exports, and the main destination was China (Mainland).


AGRICULTURAL INDICATORS	SCORE
Production of soy	2,979 t
Soy yield	4 t/ha
Agricultural land used for soy	- %
ENVIRONMENTAL INDICATORS	SCORE
Territorial deforestation	- ha
Soy deforestation	- ha
Land-based CO2 emissions	- t CO2
Water scarcity	5 /7

SOCIO-ECONOMIC INDICATORS	SCORE
Human Development Index	0.73 /1
GDP per capita	- USD/capita
GDP from agriculture	- %
Smallholder dominance	9 %
Reported cases of forced labour	0
Reported cases of land conflicts	-
Population	3,639
TERRITORIAL GOVERNANCE	SCORE
Legal Reserve deficit	1,142.6 ha
Legal Reserve deficit as a % of private land	9.6 %
Protected vegetation in private land	700.7 ha
Unprotected vegetation in private land	43.9 ha
ACTOR COMMITMENTS	SCORE
Round Table on Responsible Soy	- t


DEFORESTATION TRAJECTORY OF ADOLFO



TOP TRADERS OF SOY IN ADOLFO IN 2018



TOP IMPORTING COUNTRIES OF SOY FROM ADOLFO IN 2018



(