



trase

Cujubim

COMMODITY YEAR COUNTRY BIOME STATE
Soy 2017 Brazil Amazonia Rondonia

AREA PRODUCTION OF SOY SOY LAND
3,864 km² 17,985 t 5,995 ha

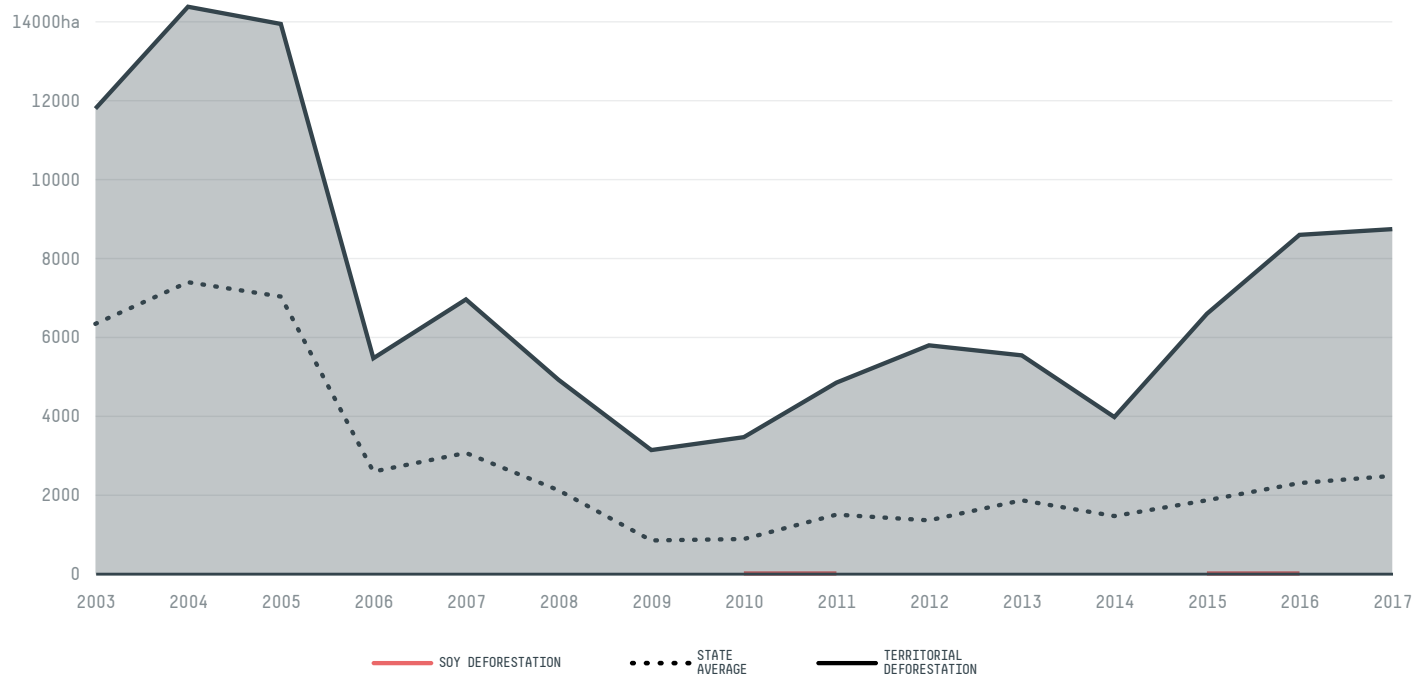
In 2017, Cujubim produced 17,985 t of soy occupying a total of 5,995 ha of land. With 0.01% of the total production, it ranks 843rd in Brazil in soy production, and 11th in the state of Rondonia. The largest exporter of soy in Cujubim was Amaggi, which accounted for 60.0% of the total exports, and the main destination was Spain.

AGRICULTURAL INDICATORS	SCORE	STATE RANKING
Production of soy	17,985 t	11
Soy yield	3 t/ha	11
Agricultural land used for soy	56.8 %	9

ENVIRONMENTAL INDICATORS	SCORE	STATE RANKING
Territorial deforestation	8,705 ha	5
Soy deforestation	- ha	-
Land based CO2 emissions	4,581,938 t CO2	5
Water scarcity	2 /7	2

SOCIO-ECONOMIC INDICATORS	SCORE	STATE RANKING
Human Development Index	0.612 /1	32
GDP per capita	- USD/capita	-
GDP from agriculture	- %	-
Smallholder dominance	53 %	-
Reported cases of forced labour	-	-
Reported cases of land conflicts	11	1
Population	19,410	21
TERRITORIAL GOVERNANCE	SCORE	STATE RANKING
Legal Reserve deficit	7,428.4 ha	11
Legal Reserve deficit as a % of private land	2.8 %	-
Protected vegetation in private land	158,089.2 ha	-
Unprotected vegetation in private land	7,072.6 ha	13
ACTOR COMMITMENTS	SCORE	STATE RANKING
Soy traded under zero deforestation commitment	100 %	4
Round Table on Responsible Soy	0 t	2

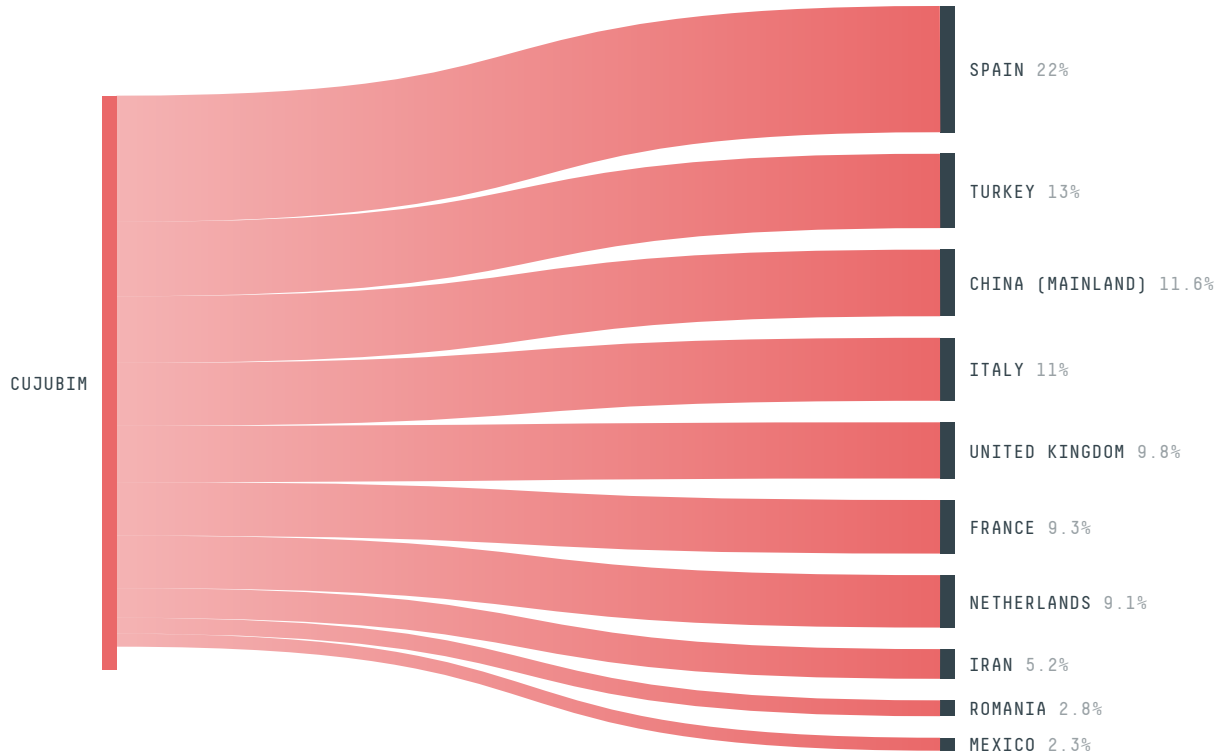
DEFORESTATION TRAJECTORY OF CUJUBIM



TOP TRADERS OF SOY IN CUJUBIM IN 2017



TOP IMPORTING COUNTRIES OF SOY FROM CUJUBIM IN 2017




This website uses cookies to provide you with an improved user experience. By continuing to browse this site, you consent to the use of cookies and similar technologies. Please visit our [privacy policy](#) for further details.


I agree


Trase is a partnership between

 Stockholm Environment Institute

 Global Canopy Programme

In collaboration with

 vizzuality

 The European Forest Institute

and many other organizations and individuals.

Donors

 The Global Environment Facility

 WWF


 Europe

 Gordon and Betty Moore Foundation

 The Nature Conservancy

 Department for International Development

 Formas

 Norway's International Climate and Forest Initiative (NICFI)

[Terms of Use](#) · [Privacy policy](#) · [Cookie policy](#) · [Contact us](#)

This website uses cookies to provide you with an improved user experience. By continuing to browse this site, you consent to the use of cookies and similar technologies. Please visit our [privacy policy](#) for further details.

I AGREE