



trase

Porto velho

COMMODITY YEAR COUNTRY BIOME STATE
Soy **2017** **Brazil** **Amazonia** **Rondonia**

AREA PRODUCTION OF SOY SOY LAND
34,091 km² **30,880 t** **9,650 ha**

In 2017, Porto Velho produced 30,880 t of soy occupying a total of 9,650 ha of land. With 0.02% of the total production, it ranks 666th in Brazil in soy production, and 8th in the state of Rondonia. The largest exporter of soy in Porto Velho was Amaggi, which accounted for 60.0% of the total exports, and the main destination was Spain.

AGRICULTURAL INDICATORS	SCORE	STATE RANKING
Production of soy	30,880 t	8
Soy yield	3.2 t/ha	9
Agricultural land used for soy	23.4 %	25

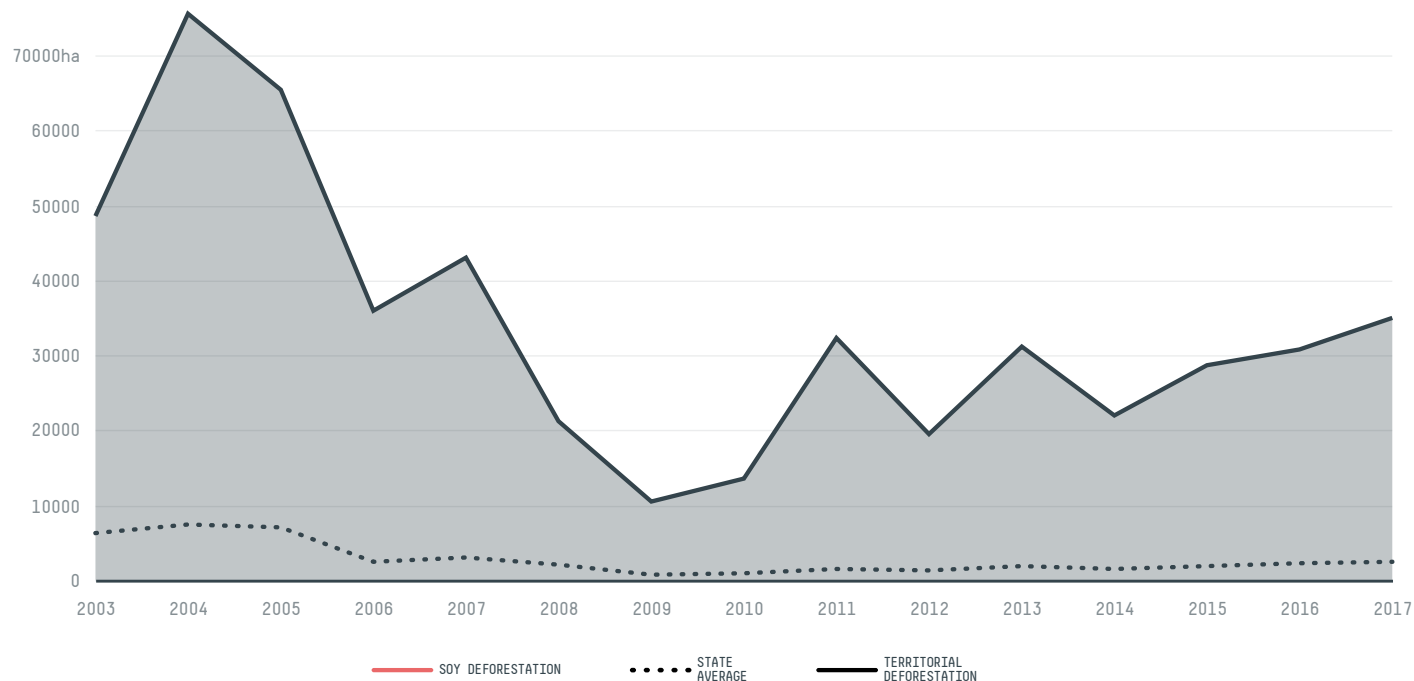
ENVIRONMENTAL INDICATORS	SCORE	STATE RANKING
Territorial deforestation	35,043 ha	1
Soy deforestation	- ha	-
Land based CO2 emissions	14,749,485 t CO2	1
Water scarcity	2 /7	2

SOCIO-ECONOMIC INDICATORS	SCORE	STATE RANKING
Human Development Index	0.736 /1	1
GDP per capita	- USD/capita	-
GDP from agriculture	- %	-
Smallholder dominance	49 %	-
Reported cases of forced labour	1	1
Reported cases of land conflicts	9	3
Population	484,992	1

TERRITORIAL GOVERNANCE	SCORE	STATE RANKING
Legal Reserve deficit	12,053.3 ha	7
Legal Reserve deficit as a % of private land	0.8 %	-
Protected vegetation in private land	1,016,007.1 ha	-
Unprotected vegetation in private land	83,324.4 ha	1

ACTOR COMMITMENTS	SCORE	STATE RANKING
Soy traded under zero deforestation commitment	100 %	4
Round Table on Responsible Soy	0 t	2


DEFORESTATION TRAJECTORY OF PORTO VELHO



TOP TRADERS OF SOY IN PORTO VELHO IN 2017



TOP IMPORTING COUNTRIES OF SOY FROM PORTO VELHO IN 2017



This website uses cookies to provide you with an improved user experience. By continuing to browse this site, you consent to the use of cookies and similar technologies. Please visit our [privacy policy](#) for further details.


I agree

Trase is a partnership between

 Stockholm Environment Institute

 Global Canopy Programme

In collaboration with

 vizzuality

 The European Forest Institute

and many other organizations and individuals.

Donors

 The Global Environment Facility

 WWF

 Europe

 Gordon and Betty Moore Foundation

 The Nature Conservancy

 Department for International Development

 Formas

 Norway's International Climate and Forest Initiative (NICFI)

[Terms of Use](#) · [Privacy policy](#) · [Cookie policy](#) · [Contact us](#)