



trase

Alterosa

COMMODITY YEAR COUNTRY BIOME
Soy **2018** **Brazil** **Mata atlantica**

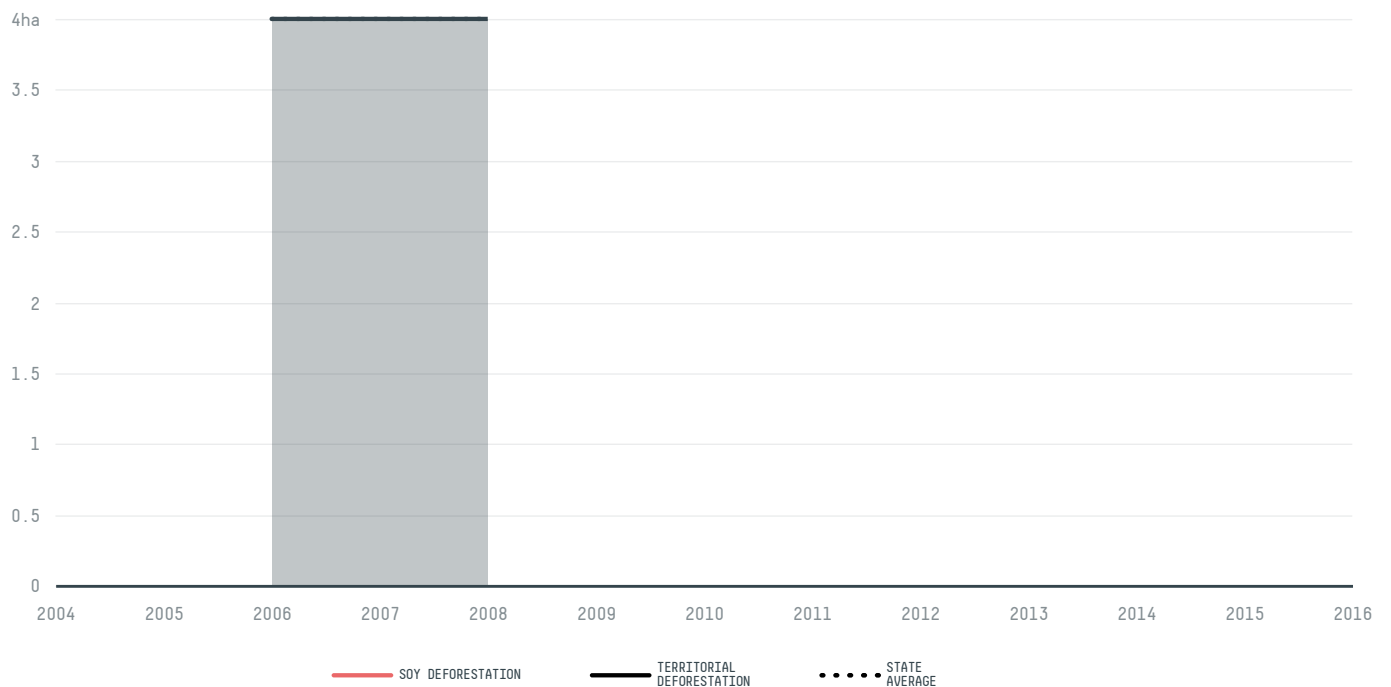
AREA PRODUCTION OF SOY SOY LAND
362 km² **2,700 t** **900 ha**

In 2018, Alterosa produced 2,700 t of soy occupying a total of 900 ha of land. With less than 0.01% of the total production, it ranks 1279th in Brazil in soy production. The largest exporter of soy in Alterosa was Olam, which accounted for 100.0% of the total exports, and the main destination was China (Mainland).


AGRICULTURAL INDICATORS	SCORE
Production of soy	2,700 t
Soy yield	3 t/ha
Agricultural land used for soy	- %
ENVIRONMENTAL INDICATORS	SCORE
Territorial deforestation	- ha
Soy deforestation	- ha
Land-based CO2 emissions	- t CO2
Water scarcity	2 / 7

SOCIO-ECONOMIC INDICATORS	SCORE
Human Development Index	0.668 /1
GDP per capita	- USD/capita
GDP from agriculture	- %
Smallholder dominance	87 %
Reported cases of forced labour	0
Reported cases of land conflicts	-
Population	14,306
TERRITORIAL GOVERNANCE	SCORE
Legal Reserve deficit	112.9 ha
Legal Reserve deficit as a % of private land	0.5 %
Protected vegetation in private land	1,373.5 ha
Unprotected vegetation in private land	328.8 ha
ACTOR COMMITMENTS	SCORE
Round Table on Responsible Soy	- t


DEFORESTATION TRAJECTORY OF ALTEROSA



TOP TRADERS OF SOY IN ALTEROSA IN 2018



TOP IMPORTING COUNTRIES OF SOY FROM ALTEROSA IN 2018



(