



# trase

## Jaru

COMMODITY YEAR COUNTRY BIOME STATE  
**Soy 2015 Brazil Amazonia Rondonia**

AREA PRODUCTION OF SOY SOY LAND  
**2,944 km<sup>2</sup> 1,200 t 400 ha**

In 2015, Jaru produced 1,200 t of soy occupying a total of 400 ha of land. With less than 0.01% of the total production, it ranks 1230th in Brazil in soy production, and 23rd in the state of Rondonia. The largest exporter of soy in Jaru was Cargill, which accounted for 53.1% of the total exports, and the main destination was Netherlands.

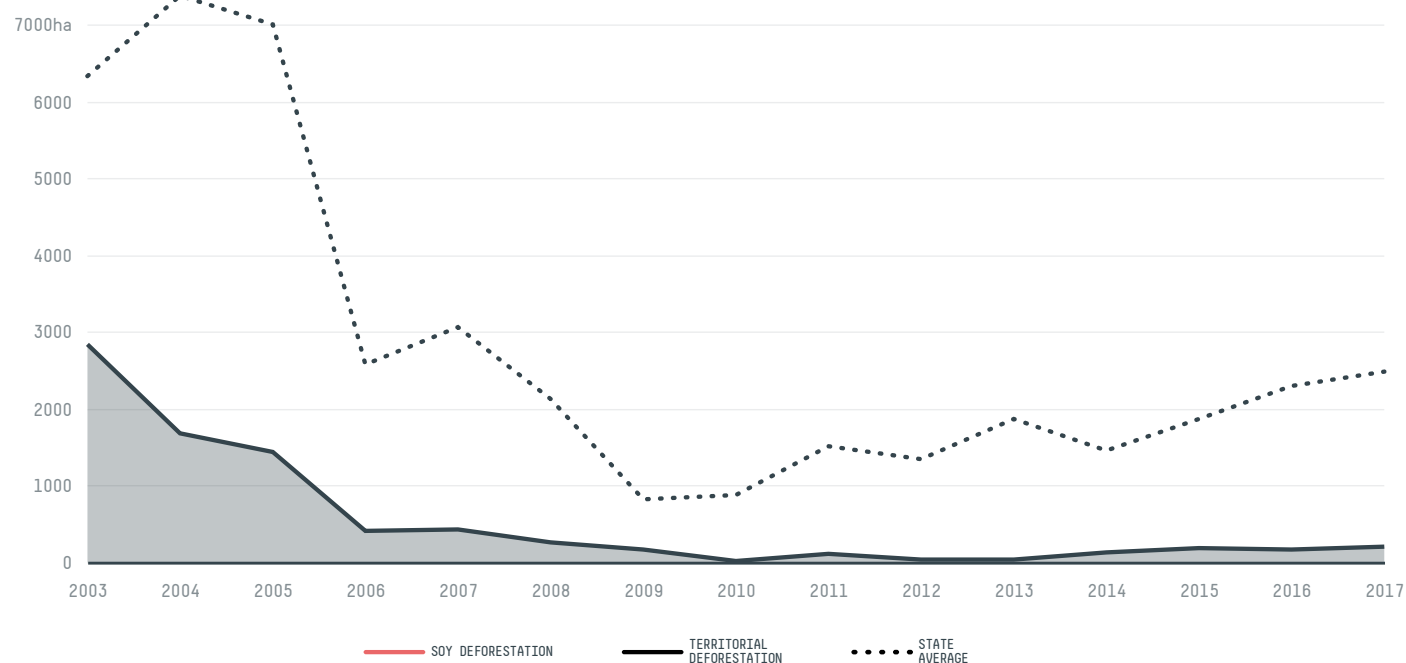
AGRICULTURAL INDICATORS	SCORE	STATE RANKING
Production of soy	1,200 t	23
Soy yield	3 t/ha	10
Agricultural land used for soy	14.8 %	22

ENVIRONMENTAL INDICATORS	SCORE	STATE RANKING
Territorial deforestation	195 ha	35
Soy deforestation	0 ha	16
Land based CO2 emissions	98,552 t CO2	35
Water scarcity	2 /7	2

SOCIO-ECONOMIC INDICATORS	SCORE	STATE RANKING
Human Development Index	0.689 /1	9
GDP per capita	6,647 USD/capita	7
GDP from agriculture	12.2 %	43
Smallholder dominance	92 %	-
Reported cases of forced labour	-	-
Reported cases of land conflicts	-	-
Population	55,597	6
TERRITORIAL GOVERNANCE	SCORE	STATE RANKING
Legal Reserve deficit	27,552 ha	4
Legal Reserve deficit as a % of private land	9.3 %	-
Protected vegetation in private land	66,845.3 ha	-
Unprotected vegetation in private land	246.2 ha	44
ACTOR COMMITMENTS	SCORE	STATE RANKING
Soy traded under zero deforestation commitment	100 %	4
Round Table on Responsible Soy	- t	-

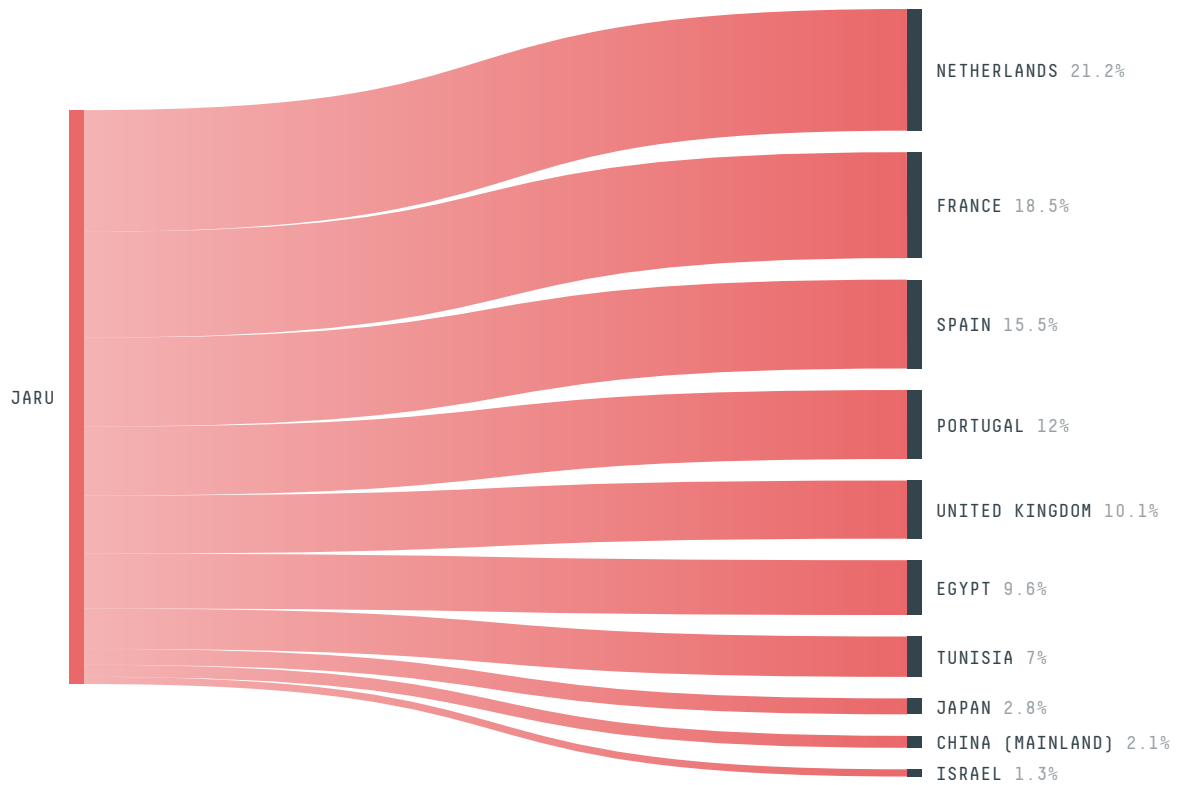
## DEFORESTATION TRAJECTORY OF JARU



## TOP TRADERS OF SOY IN JARU IN 2015



## TOP IMPORTING COUNTRIES OF SOY FROM JARU IN 2015




This website uses cookies to provide you with an improved user experience. By continuing to browse this site, you consent to the use of cookies and similar technologies. Please visit our [privacy policy](#) for further details.


I agree


Trase is a partnership between

 Stockholm Environment Institute

 Global Canopy Programme

In collaboration with

 vizzuality

 The European Forest Institute

and many other organizations and individuals.

Donors

 The Global Environment Facility

 WWF

 Europe

 Gordon and Betty Moore Foundation

 The Nature Conservancy

 Department for International Development

 Formas

 Norway's International Climate and Forest Initiative (NICFI)

[Terms of Use](#) · [Privacy policy](#) · [Cookie policy](#) · [Contact us](#)

This website uses cookies to provide you with an improved user experience. By continuing to browse this site, you consent to the use of cookies and similar technologies. Please visit our [privacy policy](#) for further details.

I AGREE