



trase

Cristais

COMMODITY YEAR COUNTRY BIOME
Soy 2018 Brazil Cerrado

AREA PRODUCTION OF SOY SOY LAND
628 km² 7,434 t 2,100 ha

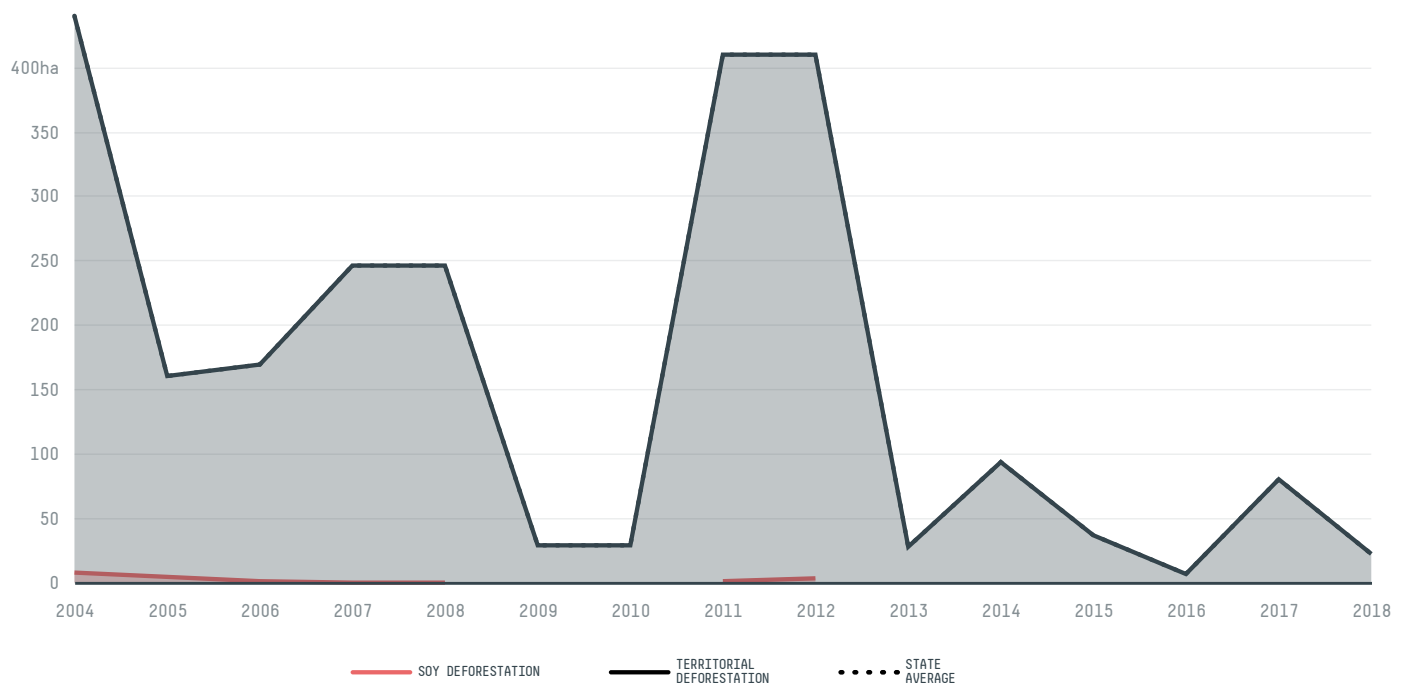
In 2018, Cristais produced 7,434 t of soy occupying a total of 2,100 ha of land. With 0.01% of the total production, it ranks 1072nd in Brazil in soy production. The largest exporter of soy in Cristais was Cofco, which accounted for 100.0% of the total exports, and the main destination was China (Mainland).

AGRICULTURAL INDICATORS	SCORE
Production of soy	7,434 t
Soy yield	3.5 t/ha
Agricultural land used for soy	- %

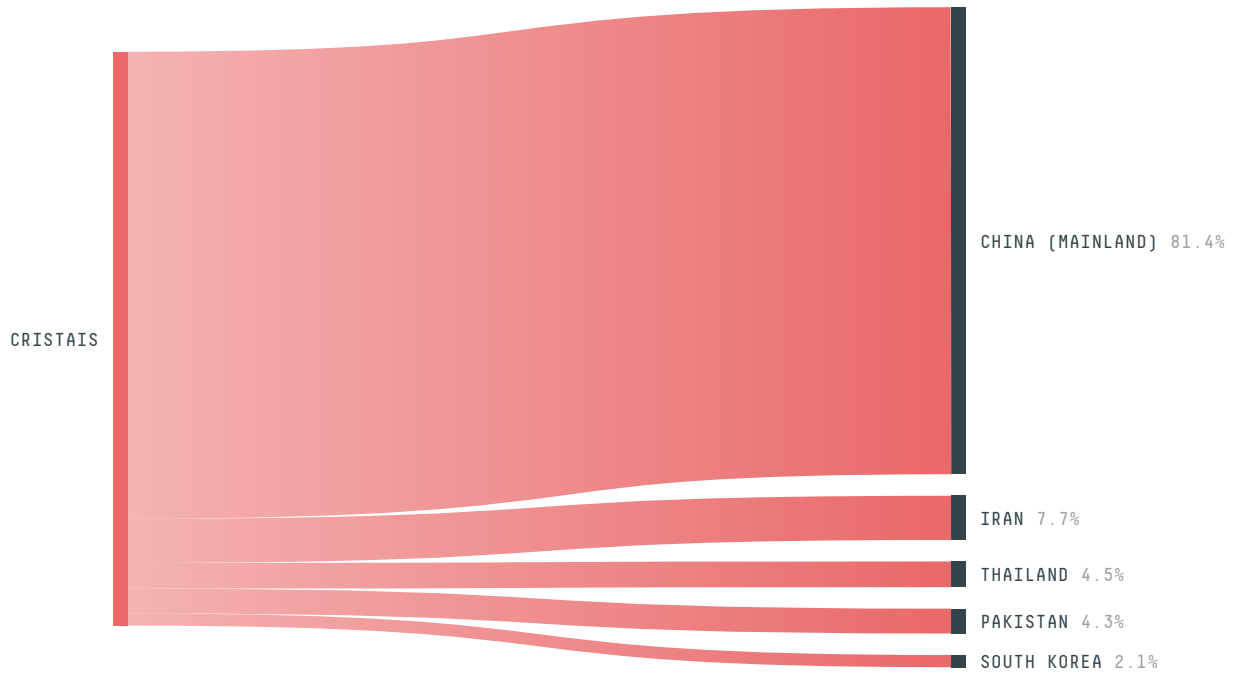
ENVIRONMENTAL INDICATORS	SCORE
Territorial deforestation	22 ha
Soy deforestation	0 ha
Land-based CO2 emissions	8,554.3 t CO2
Water scarcity	2 / 7

SOCIO-ECONOMIC INDICATORS	SCORE
Human Development Index	0.692 /1
GDP per capita	- USD/capita
GDP from agriculture	- %
Smallholder dominance	65 %
Reported cases of forced labour	1
Reported cases of land conflicts	-
Population	12,046
TERRITORIAL GOVERNANCE	SCORE
Legal Reserve deficit	670.8 ha
Legal Reserve deficit as a % of private land	2 %
Protected vegetation in private land	1,786.1 ha
Unprotected vegetation in private land	264 ha
ACTOR COMMITMENTS	SCORE
Round Table on Responsible Soy	- t


DEFORESTATION TRAJECTORY OF CRISTAIS



TOP TRADERS OF SOY IN CRISTAIS IN 2018



TOP IMPORTING COUNTRIES OF SOY FROM CRISTAIS IN 2018



(