



trase

Conquista

COMMODITY YEAR COUNTRY BIOME
Soy **2018** **Brazil** **Cerrado**

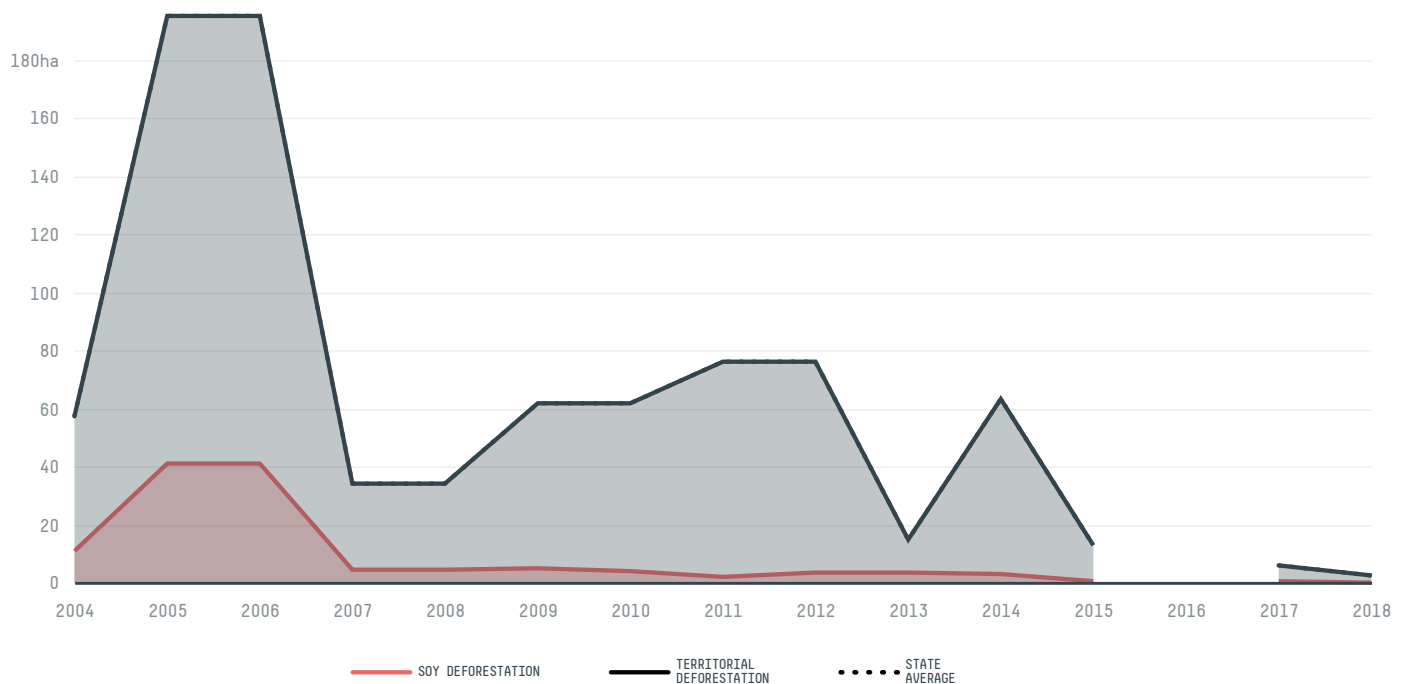
AREA PRODUCTION OF SOY SOY LAND
618 km² **36,900 t** **12,300 ha**

In 2018, Conquista produced 36,900 t of soy occupying a total of 12,300 ha of land. With 0.03% of the total production, it ranks 597th in Brazil in soy production. The largest exporter of soy in Conquista was Louis Dreyfus, which accounted for 100.0% of the total exports, and the main destination was China (Mainland).

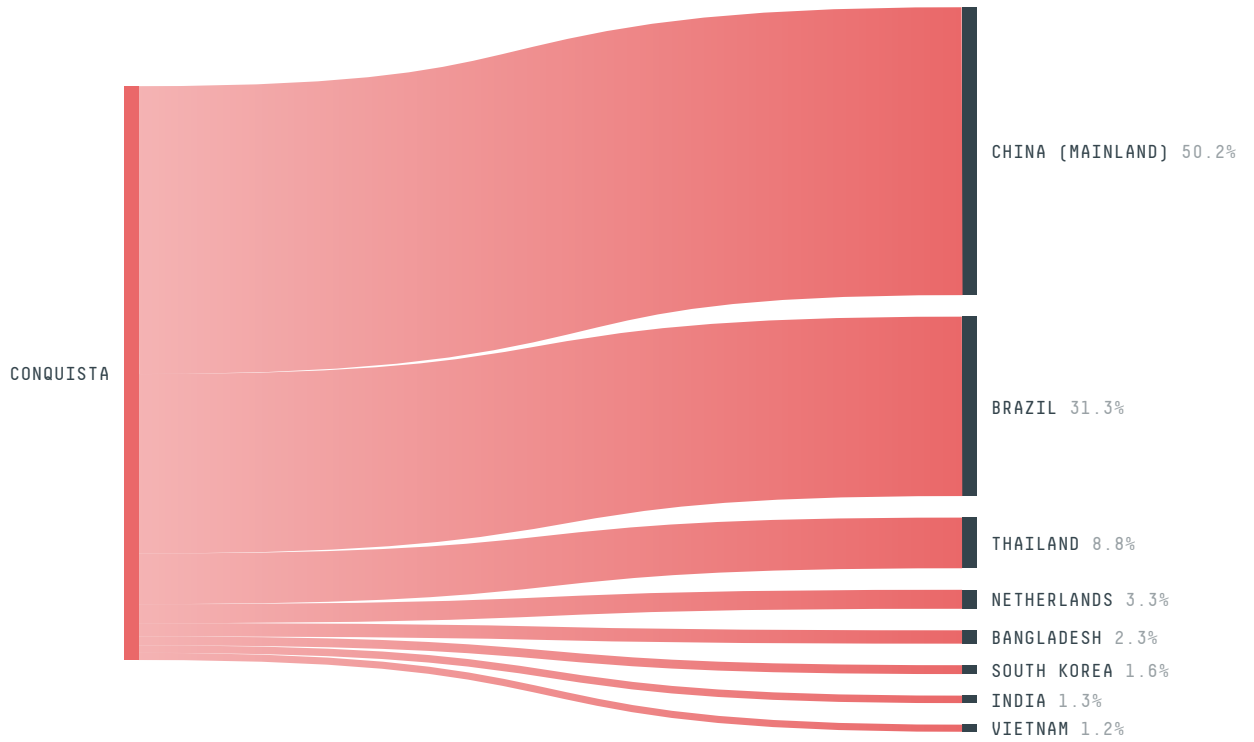
AGRICULTURAL INDICATORS	SCORE
Production of soy	36,900 t
Soy yield	3 t/ha
Agricultural land used for soy	- %
ENVIRONMENTAL INDICATORS	SCORE
Territorial deforestation	3 ha
Soy deforestation	< 1 ha
Land-based CO2 emissions	1,022.3 t CO2
Water scarcity	2 / 7

SOCIO-ECONOMIC INDICATORS	SCORE
Human Development Index	0.729 /1
GDP per capita	- USD/capita
GDP from agriculture	- %
Smallholder dominance	25 %
Reported cases of forced labour	0
Reported cases of land conflicts	-
Population	6,824
TERRITORIAL GOVERNANCE	SCORE
Legal Reserve deficit	4,115.8 ha
Legal Reserve deficit as a % of private land	8.9 %
Protected vegetation in private land	1,883 ha
Unprotected vegetation in private land	252.8 ha
ACTOR COMMITMENTS	SCORE
Round Table on Responsible Soy	- t

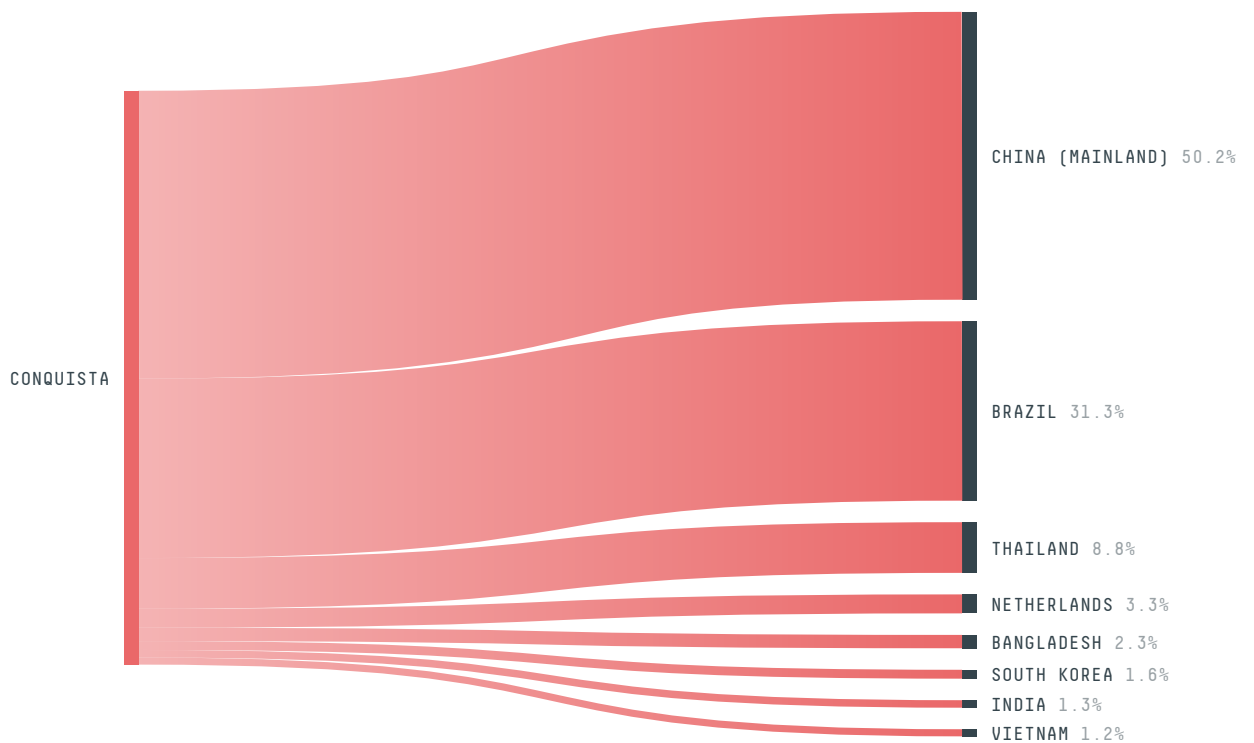
DEFORESTATION TRAJECTORY OF CONQUISTA



TOP TRADERS OF SOY IN CONQUISTA IN 2018



TOP IMPORTING COUNTRIES OF SOY FROM CONQUISTA IN 2018




Trase is a partnership between

 Stockholm Environment Institute

 Global Canopy Programme

In collaboration with

 vizzuality

 The European Forest Institute

and many other organizations and individuals.

Donors

 The Global Environment Facility

 WWF

 Europe

 Gordon and Betty Moore Foundation

 The Nature Conservancy

 Department for International Development

 Formas

 Norway's International Climate and Forest Initiative (NICFI)

[Terms of Use](#) · [Privacy policy](#) · [Cookie policy](#) · [Contact us](#)