



# trase

## Machadinho d'oeste

COMMODITY    YEAR    COUNTRY    BIOME    STATE  
**Soy**    **2017**    **Brazil**    **Amazonia**    **Rondonia**

AREA    PRODUCTION OF SOY    SOY LAND  
**8,509 km<sup>2</sup>**    **17,788 t**    **4,941 ha**

In 2017, Machadinho D'oeste produced 17,788 t of soy occupying a total of 4,941 ha of land. With 0.01% of the total production, it ranks 847th in Brazil in soy production, and 12th in the state of Rondonia. The largest exporter of soy in Machadinho D'oeste was Amaggi, which accounted for 60.0% of the total exports, and the main destination was Spain.

AGRICULTURAL INDICATORS	SCORE	STATE RANKING
Production of soy	17,788 t	12
Soy yield	3.6 t/ha	1
Agricultural land used for soy	42.3 %	21

ENVIRONMENTAL INDICATORS	SCORE	STATE RANKING
Territorial deforestation	9,963 ha	4
Soy deforestation	- ha	-
Land based CO2 emissions	4,988,377 t CO2	3
Water scarcity	2 /7	2

SOCIO-ECONOMIC INDICATORS	SCORE	STATE RANKING
Human Development Index	0.596 /1	37
GDP per capita	- USD/capita	-
GDP from agriculture	- %	-
Smallholder dominance	63 %	-
Reported cases of forced labour	-	-
Reported cases of land conflicts	9	3
Population	35,633	12

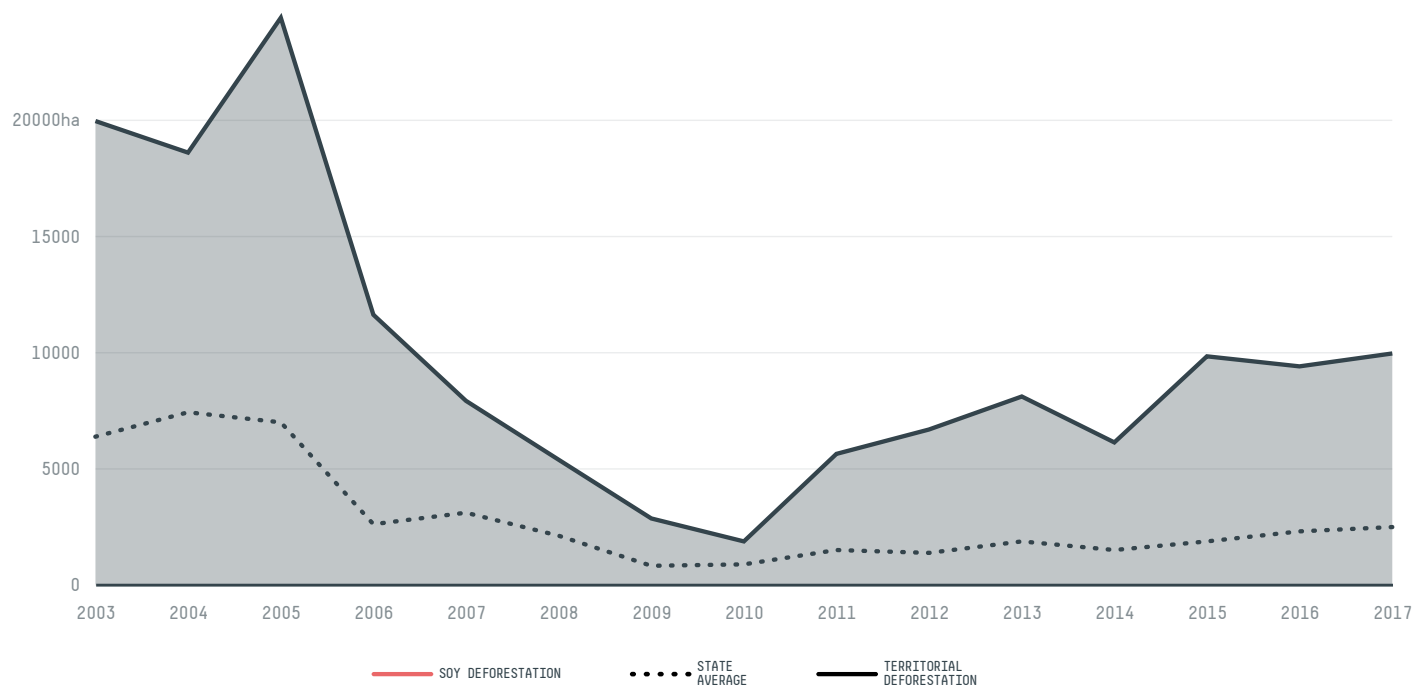
  

TERRITORIAL GOVERNANCE	SCORE	STATE RANKING
Legal Reserve deficit	1,270.6 ha	37
Legal Reserve deficit as a % of private land	0.2 %	-
Protected vegetation in private land	316,175 ha	-
Unprotected vegetation in private land	15,034 ha	9

ACTOR COMMITMENTS	SCORE	STATE RANKING
Soy traded under zero deforestation commitment	100 %	4
Round Table on Responsible Soy	0 t	2


## DEFORESTATION TRAJECTORY OF MACHADINHO D'OESTE



## TOP TRADERS OF SOY IN MACHADINHO D'OESTE IN 2017



## TOP IMPORTING COUNTRIES OF SOY FROM MACHADINHO D'OESTE IN 2017



This website uses cookies to provide you with an improved user experience. By continuing to browse this site, you consent to the use of cookies and similar technologies. Please visit our [privacy policy](#) for further details.


I agree

Trase is a partnership between

 Stockholm Environment Institute

 Global Canopy Programme

In collaboration with

 vizzuality

 The European Forest Institute

and many other organizations and individuals.

Donors

 The Global Environment Facility

 WWF

 Europe

 Gordon and Betty Moore Foundation

 The Nature Conservancy

 Department for International Development

 Formas

 Norway's International Climate and Forest Initiative (NICFI)

[Terms of Use](#) · [Privacy policy](#) · [Cookie policy](#) · [Contact us](#)