



trase

Guadalupe

COMMODITY YEAR COUNTRY BIOME STATE
Soy 2017 Brazil Cerrado Piaui

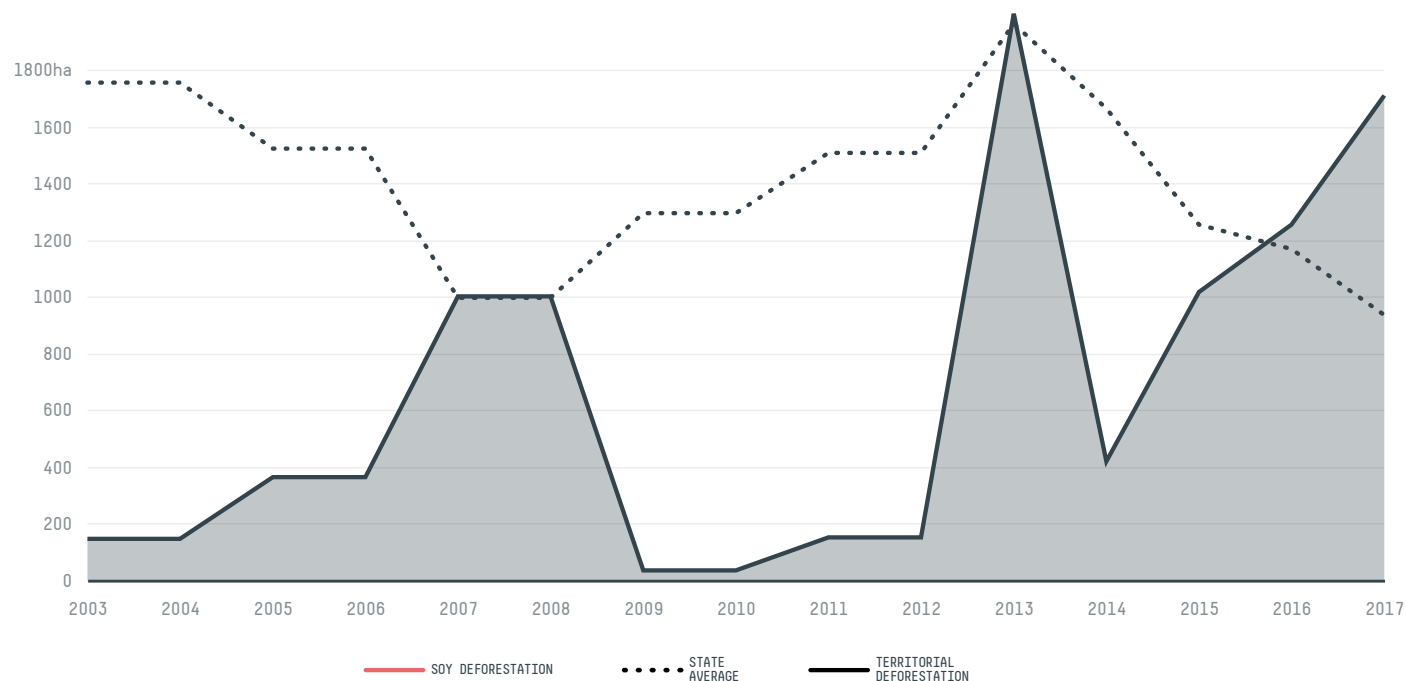
AREA PRODUCTION OF SOY SOY LAND
1,024 km² 450 t 150 ha

In 2017, Guadalupe produced 450 t of soy occupying a total of 150 ha of land. With less than 0.01% of the total production, it ranks 1553rd in Brazil in soy production, and 26th in the state of Piaui. The largest exporter of soy in Guadalupe was Acrinor Acrilonitrila Do Nordeste S A, which accounted for 100.0% of the total exports, and the main destination was China (Mainland).

AGRICULTURAL INDICATORS	SCORE	STATE RANKING
Production of soy	450 t	26
Soy yield	3 t/ha	11
Agricultural land used for soy	17 %	24
ENVIRONMENTAL INDICATORS	SCORE	STATE RANKING
Territorial deforestation	1,707 ha	12
Soy deforestation	- ha	-
Land based CO2 emissions	247,121 t CO2	9
Water scarcity	2 /7	6

SOCIO-ECONOMIC INDICATORS	SCORE	STATE RANKING
Human Development Index	0.65 /1	8
GDP per capita	- USD/capita	-
GDP from agriculture	- %	-
Smallholder dominance	4 %	-
Reported cases of forced labour	-	-
Reported cases of land conflicts	-	-
Population	10,342	60
TERRITORIAL GOVERNANCE	SCORE	STATE RANKING
Legal Reserve deficit	0 ha	59
Legal Reserve deficit as a % of private land	0 %	-
Protected vegetation in private land	7,851.7 ha	-
Unprotected vegetation in private land	23,804.8 ha	68
ACTOR COMMITMENTS	SCORE	STATE RANKING
Soy traded under zero deforestation commitment	0 %	17
Round Table on Responsible Soy	0 t	6


DEFORESTATION TRAJECTORY OF GUADALUPE



TOP TRADERS OF SOY IN GUADALUPE IN 2017



TOP IMPORTING COUNTRIES OF SOY FROM GUADALUPE IN 2017



This website uses cookies to provide you with an improved user experience. By continuing to browse this site, you consent to the use of cookies and similar technologies. Please visit our [privacy policy](#) for further details.


I agree

Trase is a partnership between

 Stockholm Environment Institute

 Global Canopy Programme

In collaboration with

 vizzuality

 The European Forest Institute

and many other organizations and individuals.

Donors

 The Global Environment Facility

 WWF

 Europe

 Gordon and Betty Moore Foundation

 The Nature Conservancy

 Department for International Development

 Formas

 Norway's International Climate and Forest Initiative (NICFI)

[Terms of Use](#) · [Privacy policy](#) · [Cookie policy](#) · [Contact us](#)

This website uses cookies to provide you with an improved user experience. By continuing to browse this site, you consent to the use of cookies and similar technologies. Please visit our [privacy policy](#) for further details.

I AGREE