



trase

Cristalândia do Piauí

COMMODITY YEAR COUNTRY BIOME STATE
Soy **2017** **Brazil** **Cerrado** **Piauí**

AREA PRODUCTION OF SOY SOY LAND
1,203 km² **2,976 t** **800 ha**

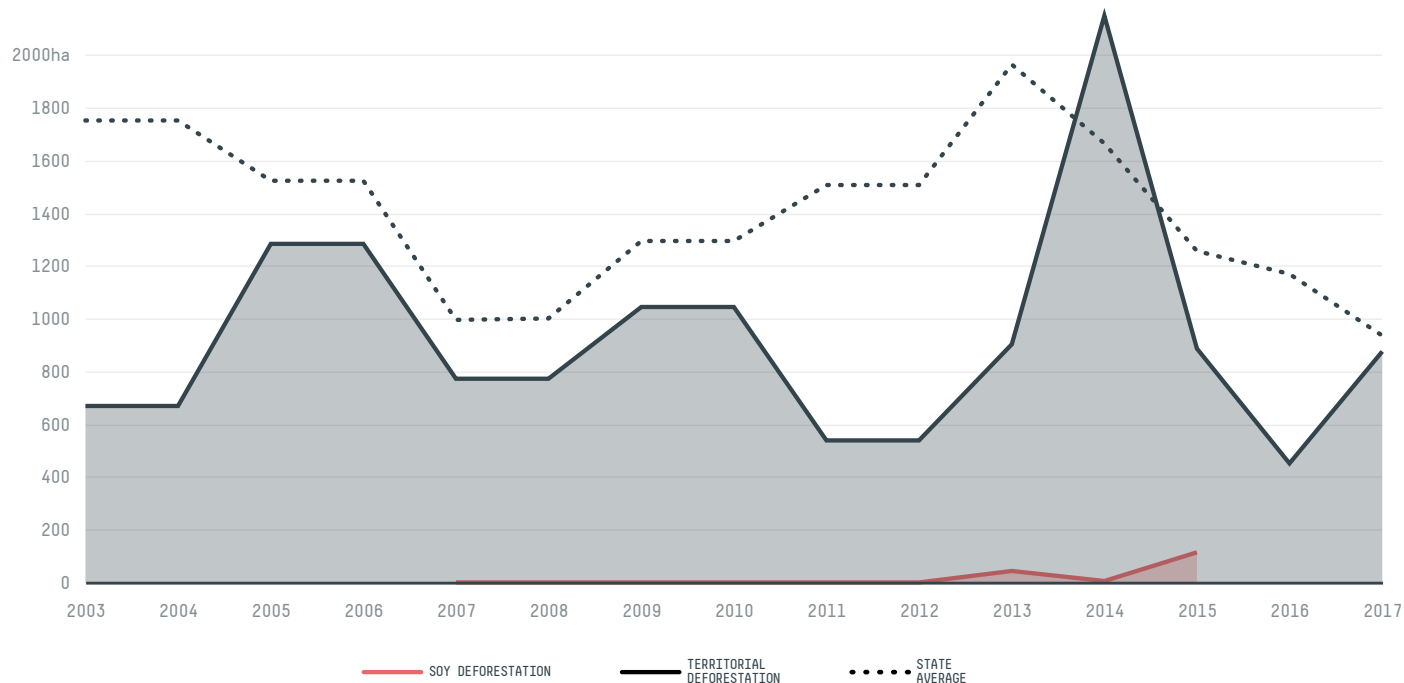
In 2017, Cristalândia Do Piauí produced 2,976 t of soy occupying a total of 800 ha of land. With less than 0.01% of the total production, it ranks 1266th in Brazil in soy production, and 17th in the state of Piauí. The largest exporter of soy in Cristalândia Do Piauí was Gavilon, which accounted for 93.5% of the total exports, and the main destination was Brazil.

AGRICULTURAL INDICATORS	SCORE	STATE RANKING
Production of soy	2,976 t	17
Soy yield	3.7 t/ha	1
Agricultural land used for soy	37 %	19

ENVIRONMENTAL INDICATORS	SCORE	STATE RANKING
Territorial deforestation	873 ha	15
Soy deforestation	- ha	-
Land based CO2 emissions	105,991 t CO2	15
Water scarcity	3 /7	5

SOCIO-ECONOMIC INDICATORS	SCORE	STATE RANKING
Human Development Index	0.573 /1	62
GDP per capita	- USD/capita	-
GDP from agriculture	- %	-
Smallholder dominance	64 %	-
Reported cases of forced labour	-	-
Reported cases of land conflicts	-	-
Population	8,033	81
TERRITORIAL GOVERNANCE	SCORE	STATE RANKING
Legal Reserve deficit	0 ha	59
Legal Reserve deficit as a % of private land	0 %	-
Protected vegetation in private land	15,006.1 ha	-
Unprotected vegetation in private land	40,769.4 ha	38
ACTOR COMMITMENTS	SCORE	STATE RANKING
Soy traded under zero deforestation commitment	103.6 %	5
Round Table on Responsible Soy	0 t	6


DEFORESTATION TRAJECTORY OF CRISTALANDIA DO PIAUI



TOP TRADERS OF SOY IN CRISTALANDIA DO PIAUI IN 2017



TOP IMPORTING COUNTRIES OF SOY FROM CRISTALANDIA DO PIAUI IN 2017



This website uses cookies to provide you with an improved user experience. By continuing to browse this site, you consent to the use of cookies and similar technologies. Please visit our [privacy policy](#) for further details.


I agree

Trase is a partnership between

 Stockholm Environment Institute

 Global Canopy Programme

In collaboration with

 vizzuality

 The European Forest Institute

and many other organizations and individuals.

Donors

 The Global Environment Facility

 WWF

 Europe

 Gordon and Betty Moore Foundation

 The Nature Conservancy

 Department for International Development

 Formas

 Norway's International Climate and Forest Initiative (NICFI)

[Terms of Use](#) · [Privacy policy](#) · [Cookie policy](#) · [Contact us](#)