



# trase

## Landri sales

COMMODITY    YEAR    COUNTRY    BIOME    STATE  
**Soy**    **2017**    **Brazil**    **Cerrado**    **Piaui**

AREA    PRODUCTION OF SOY    SOY LAND  
**1,089 km<sup>2</sup>**    **20,880 t**    **6,000 ha**

In 2017, Landri Sales produced 20,880 t of soy occupying a total of 6,000 ha of land. With 0.01% of the total production, it ranks 788th in Brazil in soy production, and 13th in the state of Piaui. The largest exporter of soy in Landri Sales was Unigel Plasticos, which accounted for 74.2% of the total exports, and the main destination was Spain.

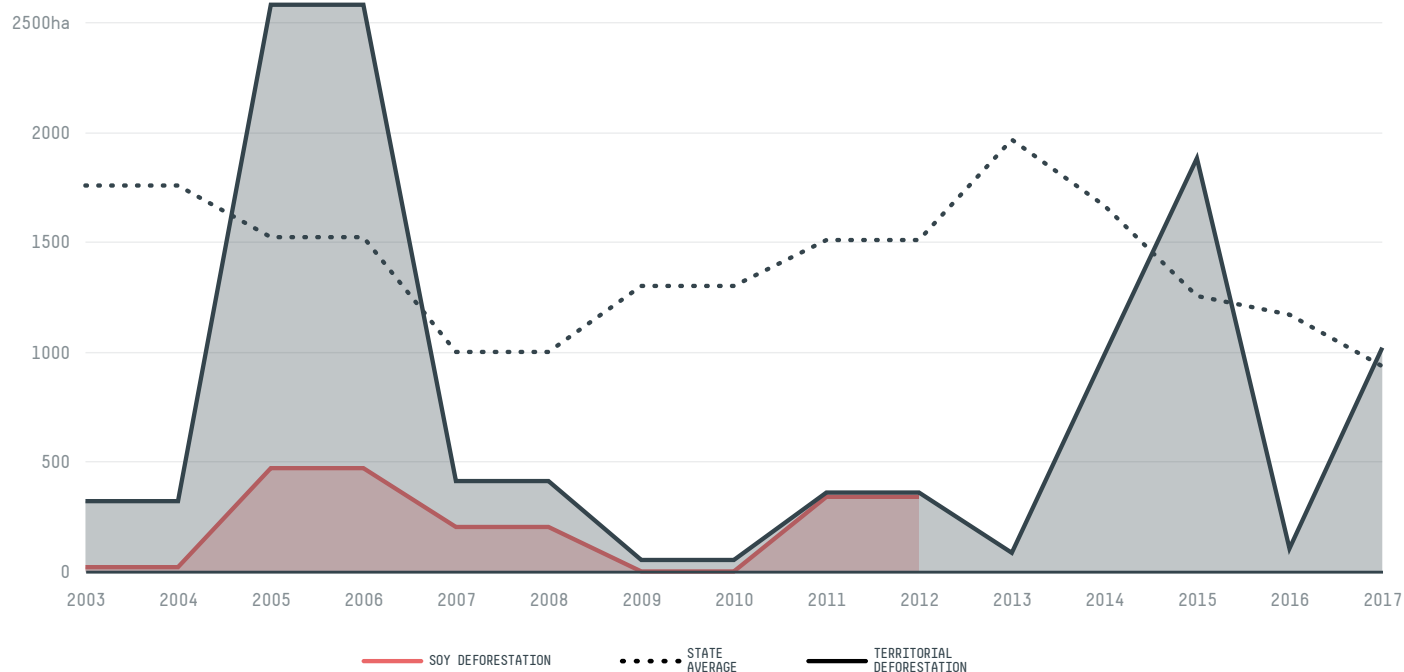
AGRICULTURAL INDICATORS	SCORE	STATE RANKING
Production of soy	20,880 t	13
Soy yield	3.5 t/ha	3
Agricultural land used for soy	84.8 %	2

ENVIRONMENTAL INDICATORS	SCORE	STATE RANKING
Territorial deforestation	1,019 ha	14
Soy deforestation	- ha	-
Land based CO2 emissions	123,666 t CO2	14
Water scarcity	4 /7	4

SOCIO-ECONOMIC INDICATORS	SCORE	STATE RANKING
Human Development Index	0.584 /1	51
GDP per capita	- USD/capita	-
GDP from agriculture	- %	-
Smallholder dominance	34 %	-
Reported cases of forced labour	-	-
Reported cases of land conflicts	-	-
Population	5,266	131
TERRITORIAL GOVERNANCE	SCORE	STATE RANKING
Legal Reserve deficit	0 ha	59
Legal Reserve deficit as a % of private land	0 %	-
Protected vegetation in private land	13,722.9 ha	-
Unprotected vegetation in private land	32,065.6 ha	52
ACTOR COMMITMENTS	SCORE	STATE RANKING
Soy traded under zero deforestation commitment	0 %	17
Round Table on Responsible Soy	0 t	6


## DEFORESTATION TRAJECTORY OF LANDRI SALES



## TOP TRADERS OF SOY IN LANDRI SALES IN 2017



## TOP IMPORTING COUNTRIES OF SOY FROM LANDRI SALES IN 2017




This website uses cookies to provide you with an improved user experience. By continuing to browse this site, you consent to the use of cookies and similar technologies. Please visit our [privacy policy](#) for further details.


I agree


Trase is a partnership between

 Stockholm Environment Institute

 Global Canopy Programme

In collaboration with

 vizzuality

 The European Forest Institute

and many other organizations and individuals.

Donors

 The Global Environment Facility

 WWF

 Europe

 Gordon and Betty Moore Foundation

 The Nature Conservancy

 Department for International Development

 Formas

 Norway's International Climate and Forest Initiative (NICFI)

[Terms of Use](#) · [Privacy policy](#) · [Cookie policy](#) · [Contact us](#)

This website uses cookies to provide you with an improved user experience. By continuing to browse this site, you consent to the use of cookies and similar technologies. Please visit our [privacy policy](#) for further details.

I AGREE