



trase

Gilbues

COMMODITY YEAR COUNTRY BIOME STATE
Soy 2017 Brazil Cerrado Piaui

AREA PRODUCTION OF SOY SOY LAND
3,495 km² 96,020 t 32,060 ha

In 2017, Gilbues produced 96,020 t of soy occupying a total of 32,060 ha of land. With 0.05% of the total production, it ranks 269th in Brazil in soy production, and 7th in the state of Piaui. The largest exporter of soy in Gilbues was Gavilon, which accounted for 93.5% of the total exports, and the main destination was Brazil.

AGRICULTURAL INDICATORS	SCORE	STATE RANKING
Production of soy	96,020 t	7
Soy yield	3 t/ha	12
Agricultural land used for soy	83 %	3

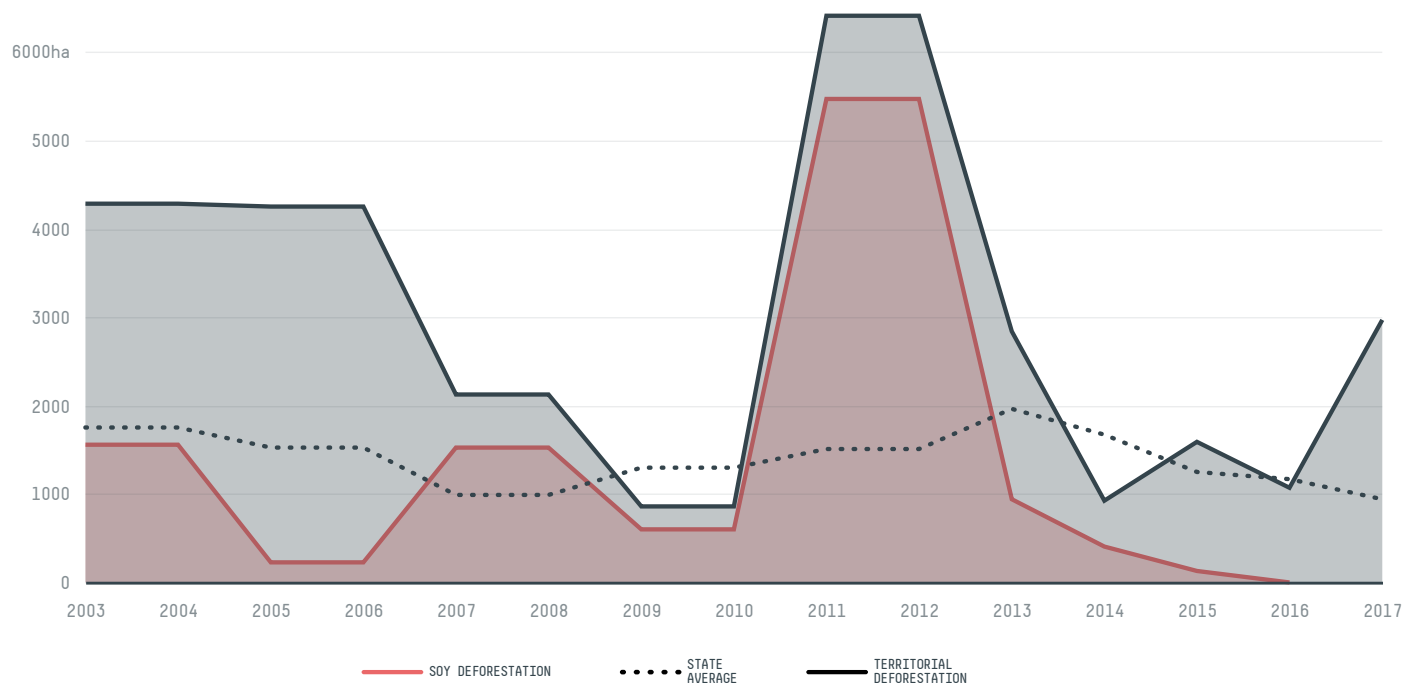
ENVIRONMENTAL INDICATORS	SCORE	STATE RANKING
Territorial deforestation	2,969 ha	5
Soy deforestation	- ha	-
Land based CO2 emissions	351,336 t CO2	5
Water scarcity	2 /7	6

SOCIO-ECONOMIC INDICATORS	SCORE	STATE RANKING
Human Development Index	0.548 /1	84
GDP per capita	- USD/capita	-
GDP from agriculture	- %	-
Smallholder dominance	17 %	-
Reported cases of forced labour	-	-
Reported cases of land conflicts	2	3
Population	10,504	56

TERRITORIAL GOVERNANCE	SCORE	STATE RANKING
Legal Reserve deficit	889.6 ha	10
Legal Reserve deficit as a % of private land	0.5 %	-
Protected vegetation in private land	35,917.9 ha	-
Unprotected vegetation in private land	112,784.2 ha	9

ACTOR COMMITMENTS	SCORE	STATE RANKING
Soy traded under zero deforestation commitment	103.6 %	5
Round Table on Responsible Soy	0 t	6

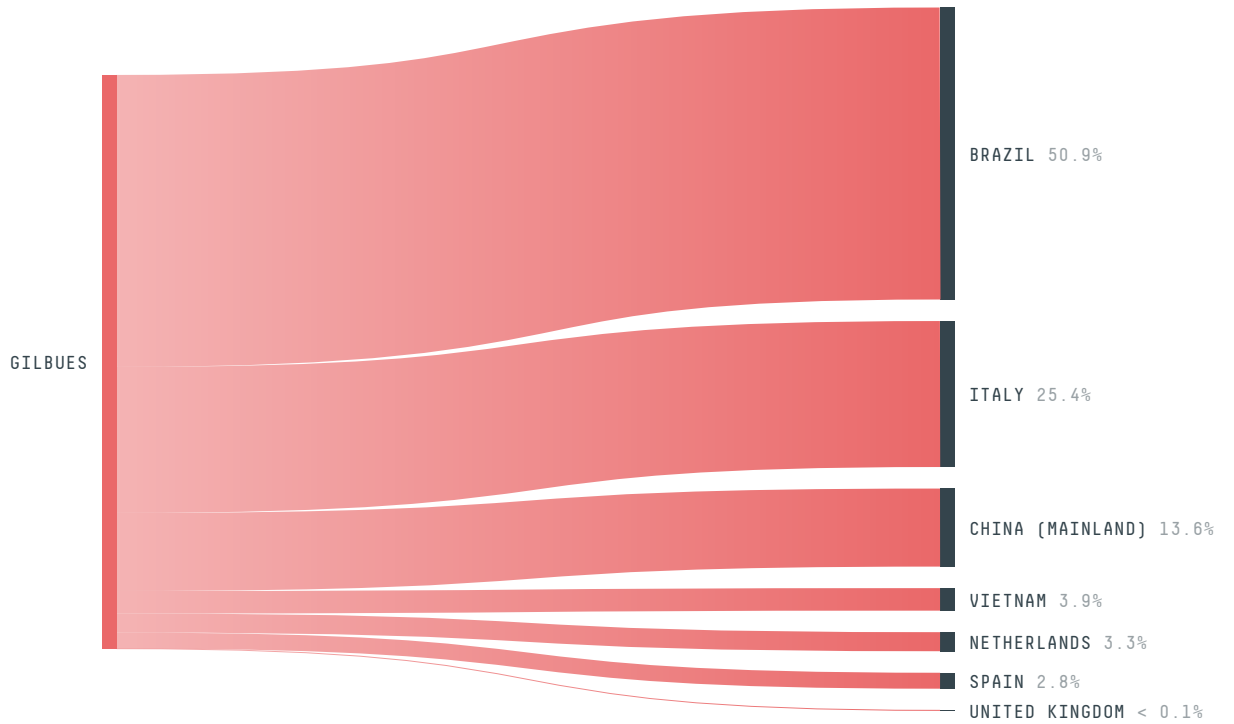
DEFORESTATION TRAJECTORY OF GILBUES



TOP TRADERS OF SOY IN GILBUES IN 2017



TOP IMPORTING COUNTRIES OF SOY FROM GILBUES IN 2017




This website uses cookies to provide you with an improved user experience. By continuing to browse this site, you consent to the use of cookies and similar technologies. Please visit our [privacy policy](#) for further details.


I agree


Trase is a partnership between

 Stockholm Environment Institute

 Global Canopy Programme

In collaboration with

 vizzuality

 The European Forest Institute

and many other organizations and individuals.

Donors

 The Global Environment Facility

 WWF


 Europe

 Gordon and Betty Moore Foundation

 The Nature Conservancy

 Department for International Development

 Formas

 Norway's International Climate and Forest Initiative (NICFI)

[Terms of Use](#) · [Privacy policy](#) · [Cookie policy](#) · [Contact us](#)

This website uses cookies to provide you with an improved user experience. By continuing to browse this site, you consent to the use of cookies and similar technologies. Please visit our [privacy policy](#) for further details.

I AGREE