



trase

Sao joao do soter

COMMODITY YEAR COUNTRY BIOME STATE
Soy 2017 Brazil Cerrado Maranhao

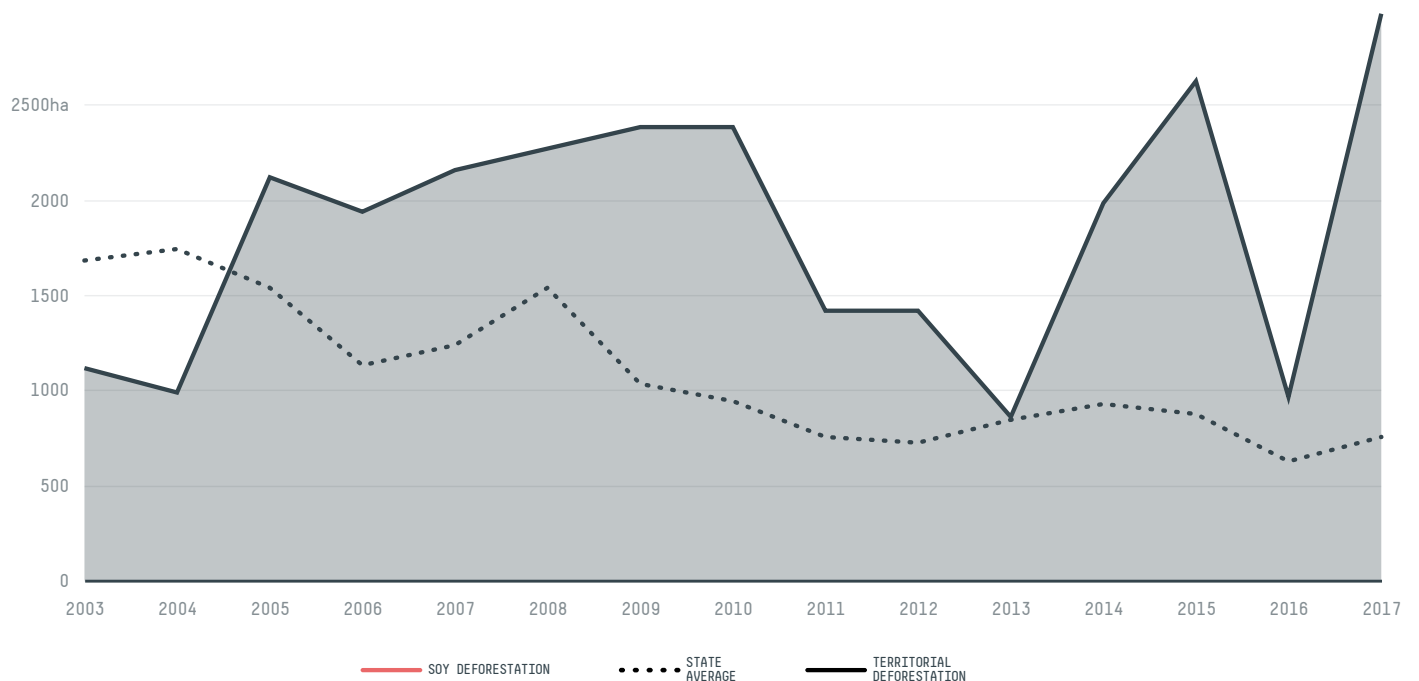
AREA PRODUCTION OF SOY SOY LAND
1,438 km² 1,200 t 400 ha

In 2017, Sao Joao Do Soter produced 1,200 t of soy occupying a total of 400 ha of land. With less than 0.01% of the total production, it ranks 1427th in Brazil in soy production, and 50th in the state of Maranhao. The largest exporter of soy in Sao Joao Do Soter was Abc Industria, which accounted for 100.0% of the total exports, and the main destination was Brazil.

AGRICULTURAL INDICATORS	SCORE	STATE RANKING
Production of soy	1,200 t	50
Soy yield	3 t/ha	22
Agricultural land used for soy	14.2 %	48
ENVIRONMENTAL INDICATORS	SCORE	STATE RANKING
Territorial deforestation	2,977 ha	13
Soy deforestation	- ha	-
Land based CO2 emissions	508,519 t CO2	17
Water scarcity	2 /7	6

SOCIO-ECONOMIC INDICATORS	SCORE	STATE RANKING
Human Development Index	0.517 /1	107
GDP per capita	- USD/capita	-
GDP from agriculture	- %	-
Smallholder dominance	53 %	-
Reported cases of forced labour	-	-
Reported cases of land conflicts	-	-
Population	17,809	111
TERRITORIAL GOVERNANCE	SCORE	STATE RANKING
Legal Reserve deficit	0 ha	148
Legal Reserve deficit as a % of private land	0 %	-
Protected vegetation in private land	15,990.8 ha	-
Unprotected vegetation in private land	58,459.5 ha	20
ACTOR COMMITMENTS	SCORE	STATE RANKING
Soy traded under zero deforestation commitment	0 %	39
Round Table on Responsible Soy	0 t	8

DEFORESTATION TRAJECTORY OF SAO JOAO DO SOTER



TOP TRADERS OF SOY IN SAO JOAO DO SOTER IN 2017



TOP IMPORTING COUNTRIES OF SOY FROM SAO JOAO DO SOTER IN 2017




This website uses cookies to provide you with an improved user experience. By continuing to browse this site, you consent to the use of cookies and similar technologies. Please visit our [privacy policy](#) for further details.


I agree

Trase is a partnership between

 Stockholm Environment Institute

 Global Canopy Programme

In collaboration with

 vizzuality

 The European Forest Institute

and many other organizations and individuals.

Donors

 The Global Environment Facility

 WWF

 Europe

 Gordon and Betty Moore Foundation

 The Nature Conservancy

 Department for International Development

 Formas

 Norway's International Climate and Forest Initiative (NICFI)

[Terms of Use](#) · [Privacy policy](#) · [Cookie policy](#) · [Contact us](#)

This website uses cookies to provide you with an improved user experience. By continuing to browse this site, you consent to the use of cookies and similar technologies. Please visit our [privacy policy](#) for further details.

I AGREE