



trase

Passagem franca

COMMODITY YEAR COUNTRY BIOME STATE
Soy **2014** **Brazil** **Cerrado** **Maranhao**

AREA PRODUCTION OF SOY SOY LAND
1,358 km² **220 t** **100 ha**

In 2014, Passagem Franca produced 220 t of soy occupying a total of 100 ha of land. With less than 0.01% of the total production, it ranks 1344th in Brazil in soy production, and 42nd in the state of Maranhao. The largest exporter of soy in Passagem Franca was Abc Industria, which accounted for 100.0% of the total exports, and the main destination was Brazil.

AGRICULTURAL INDICATORS	SCORE	STATE RANKING
Production of soy	220 t	42
Soy yield	2.2 t/ha	25
Agricultural land used for soy	2.4 %	41

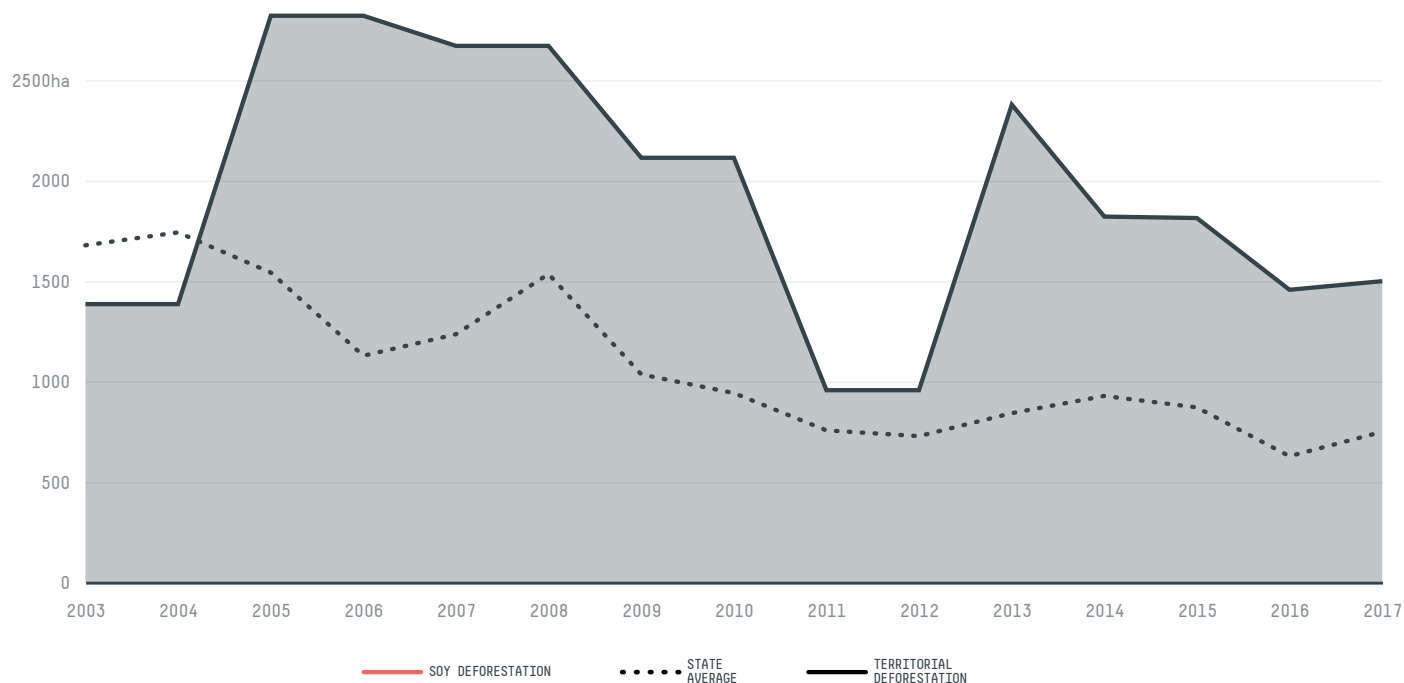
ENVIRONMENTAL INDICATORS	SCORE	STATE RANKING
Territorial deforestation	1,822 ha	36
Soy deforestation	0 ha	44
Land based CO2 emissions	248,099 t CO2	47
Water scarcity	2 /7	6

SOCIO-ECONOMIC INDICATORS	SCORE	STATE RANKING
Human Development Index	0.532 /1	97
GDP per capita	2,389 USD/capita	126
GDP from agriculture	17.4 %	127
Smallholder dominance	42 %	-
Reported cases of forced labour	-	-
Reported cases of land conflicts	-	-
Population	18,216	104

TERRITORIAL GOVERNANCE	SCORE	STATE RANKING
Legal Reserve deficit	0 ha	148
Legal Reserve deficit as a % of private land	0 %	-
Protected vegetation in private land	6,946 ha	-
Unprotected vegetation in private land	24,493.8 ha	41

ACTOR COMMITMENTS	SCORE	STATE RANKING
Soy traded under zero deforestation commitment	0 %	39
Round Table on Responsible Soy	- t	-

DEFORESTATION TRAJECTORY OF PASSAGEM FRANCA



TOP TRADERS OF SOY IN PASSAGEM FRANCA IN 2014



TOP IMPORTING COUNTRIES OF SOY FROM PASSAGEM FRANCA IN 2014




This website uses cookies to provide you with an improved user experience. By continuing to browse this site, you consent to the use of cookies and similar technologies. Please visit our [privacy policy](#) for further details.


I agree


Trase is a partnership between

 Stockholm Environment Institute

 Global Canopy Programme

In collaboration with

 vizzuality

 The European Forest Institute

and many other organizations and individuals.

Donors

 The Global Environment Facility

 WWF

 Europe

 Gordon and Betty Moore Foundation

 The Nature Conservancy

 Department for International Development

 Formas

 Norway's International Climate and Forest Initiative (NICFI)

[Terms of Use](#) · [Privacy policy](#) · [Cookie policy](#) · [Contact us](#)

This website uses cookies to provide you with an improved user experience. By continuing to browse this site, you consent to the use of cookies and similar technologies. Please visit our [privacy policy](#) for further details.

I AGREE