



trase

Formosa da serra negra

COMMODITY YEAR COUNTRY BIOME STATE
Soy 2013 Brazil Cerrado Maranhao

AREA PRODUCTION OF SOY SOY LAND
3,691 km² 3,357 t 1,225 ha

In 2013, Formosa Da Serra Negra produced 3,357 t of soy occupying a total of 1,225 ha of land. With less than 0.01% of the total production, it ranks 981st in Brazil in soy production, and 28th in the state of Maranhao. The largest exporter of soy in Formosa Da Serra Negra was Cargill, which accounted for 100.0% of the total exports, and the main destination was China (Mainland).

AGRICULTURAL INDICATORS	SCORE	STATE RANKING
Production of soy	3,357 t	28
Soy yield	2.7 t/ha	21
Agricultural land used for soy	16 %	28

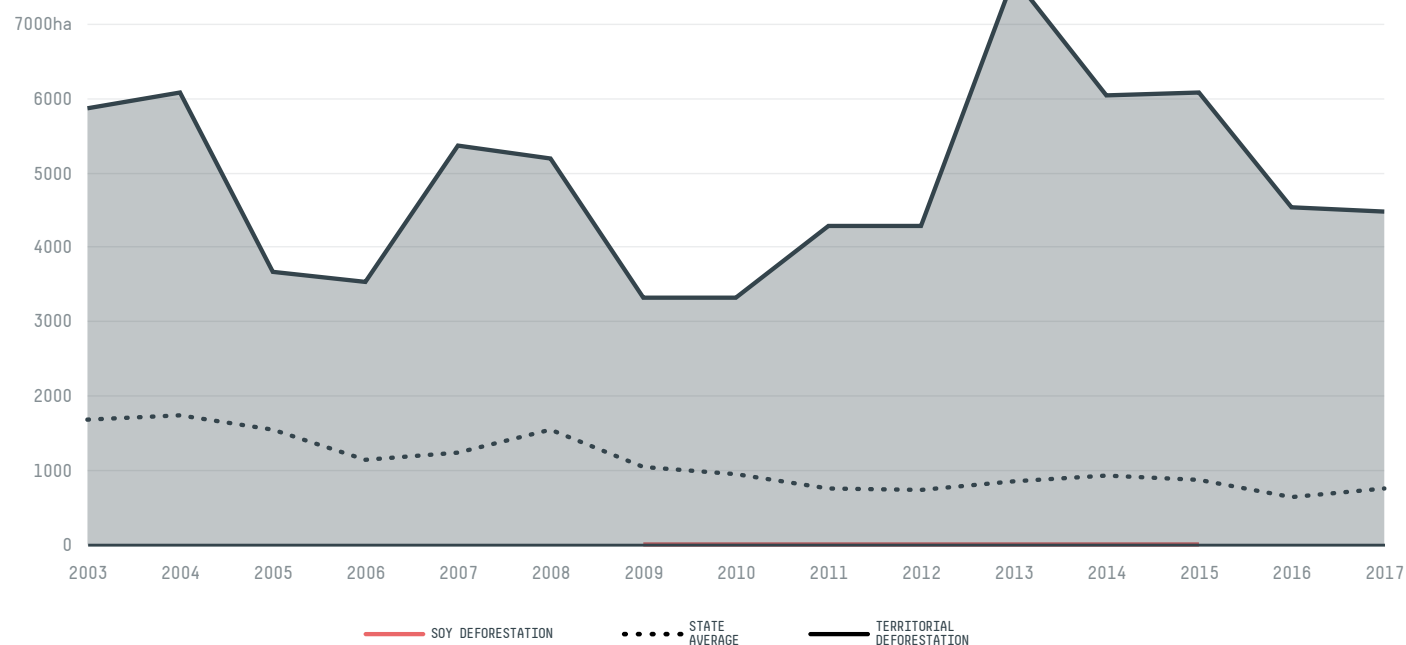
ENVIRONMENTAL INDICATORS	SCORE	STATE RANKING
Territorial deforestation	7,613 ha	3
Soy deforestation	< 1 ha	43
Land based CO2 emissions	888,301 t CO2	7
Water scarcity	3 /7	5

SOCIO-ECONOMIC INDICATORS	SCORE	STATE RANKING
Human Development Index	0.556 /1	78
GDP per capita	2,630 USD/capita	78
GDP from agriculture	36.7 %	21
Smallholder dominance	39 %	-
Reported cases of forced labour	-	-
Reported cases of land conflicts	-	-
Population	18,087	107


TERRITORIAL GOVERNANCE	SCORE	STATE RANKING
Legal Reserve deficit	1,823.6 ha	62
Legal Reserve deficit as a % of private land	0.9 %	-
Protected vegetation in private land	115,191.1 ha	-
Unprotected vegetation in private land	28,360.1 ha	38

ACTOR COMMITMENTS	SCORE	STATE RANKING
Soy traded under zero deforestation commitment	0 %	39
Round Table on Responsible Soy	- t	-


DEFORESTATION TRAJECTORY OF FORMOSA DA SERRA NEGRA



TOP TRADERS OF SOY IN FORMOSA DA SERRA NEGRA IN 2013



TOP IMPORTING COUNTRIES OF SOY FROM FORMOSA DA SERRA NEGRA IN 2013




This website uses cookies to provide you with an improved user experience. By continuing to browse this site, you consent to the use of cookies and similar technologies. Please visit our [privacy policy](#) for further details.


I agree


Trase is a partnership between

 Stockholm Environment Institute

 Global Canopy Programme

In collaboration with

 vizzuality

 The European Forest Institute

and many other organizations and individuals.

Donors

 The Global Environment Facility

 WWF

 Europe

 Gordon and Betty Moore Foundation

 The Nature Conservancy

 Department for International Development

 Formas

 Norway's International Climate and Forest Initiative (NICFI)

[Terms of Use](#) · [Privacy policy](#) · [Cookie policy](#) · [Contact us](#)

This website uses cookies to provide you with an improved user experience. By continuing to browse this site, you consent to the use of cookies and similar technologies. Please visit our [privacy policy](#) for further details.

I AGREE