



trase

Magalhaes de almeida

COMMODITY YEAR COUNTRY BIOME STATE
Soy **2017** **Brazil** **Cerrado** **Maranhao**

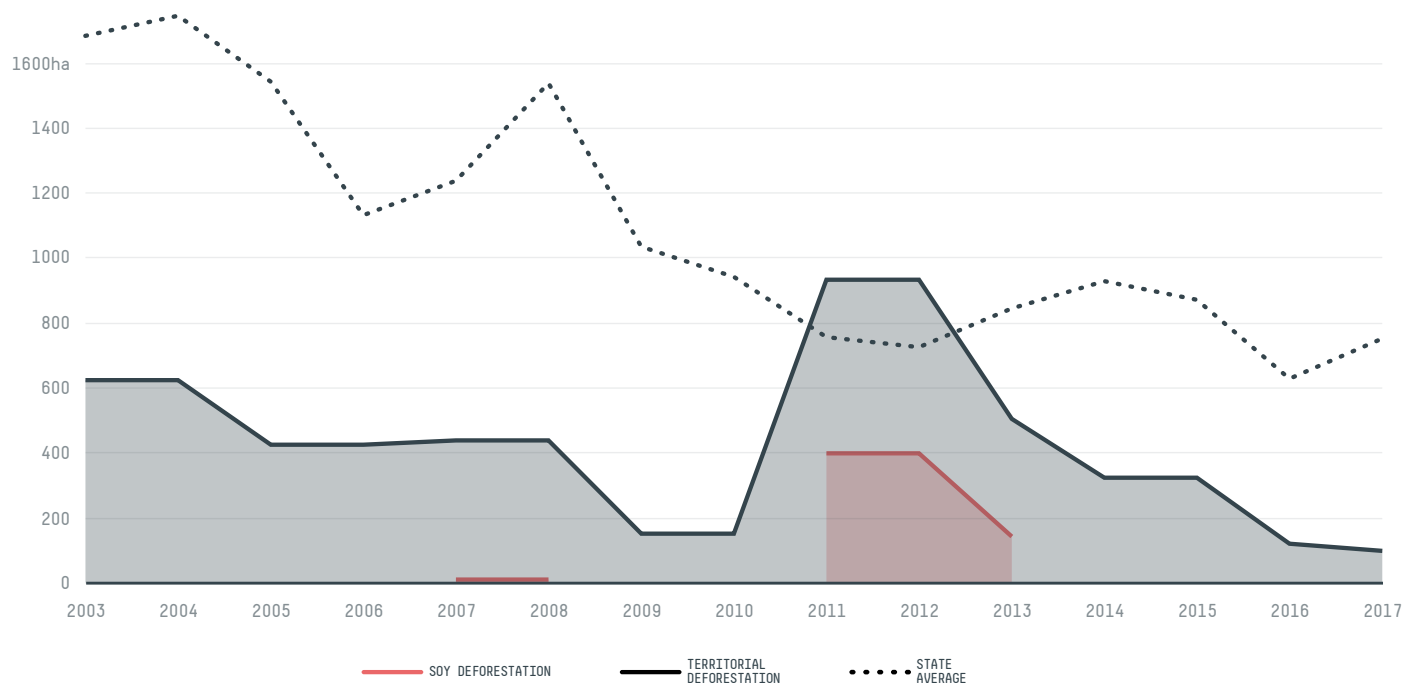
AREA PRODUCTION OF SOY SOY LAND
433 km² **13,389 t** **4,554 ha**

In 2017, Magalhaes De Almeida produced 13,389 t of soy occupying a total of 4,554 ha of land. With 0.01% of the total production, it ranks 924th in Brazil in soy production, and 25th in the state of Maranhao. The largest exporter of soy in Magalhaes De Almeida was Usina Sao Jose, which accounted for 100.0% of the total exports, and the main destination was Brazil.

AGRICULTURAL INDICATORS	SCORE	STATE RANKING
Production of soy	13,389 t	25
Soy yield	2.9 t/ha	23
Agricultural land used for soy	65.1 %	14
ENVIRONMENTAL INDICATORS	SCORE	STATE RANKING
Territorial deforestation	95 ha	133
Soy deforestation	- ha	-
Land based CO2 emissions	15,300 t CO2	150
Water scarcity	7 /7	1

SOCIO-ECONOMIC INDICATORS	SCORE	STATE RANKING
Human Development Index	0.567 /1	69
GDP per capita	- USD/capita	-
GDP from agriculture	- %	-
Smallholder dominance	54 %	-
Reported cases of forced labour	-	-
Reported cases of land conflicts	-	-
Population	18,680	101
TERRITORIAL GOVERNANCE	SCORE	STATE RANKING
Legal Reserve deficit	8.3 ha	147
Legal Reserve deficit as a % of private land	0.1 %	-
Protected vegetation in private land	2,417.4 ha	-
Unprotected vegetation in private land	4,680.6 ha	85
ACTOR COMMITMENTS	SCORE	STATE RANKING
Soy traded under zero deforestation commitment	0 %	39
Round Table on Responsible Soy	0 t	8

DEFORESTATION TRAJECTORY OF MAGALHAES DE ALMEIDA



TOP TRADERS OF SOY IN MAGALHAES DE ALMEIDA IN 2017



TOP IMPORTING COUNTRIES OF SOY FROM MAGALHAES DE ALMEIDA IN 2017



This website uses cookies to provide you with an improved user experience. By continuing to browse this site, you consent to the use of cookies and similar technologies. Please visit our [privacy policy](#) for further details.


I agree

Trase is a partnership between

 Stockholm Environment Institute

 Global Canopy Programme

In collaboration with

 vizzuality

 The European Forest Institute

and many other organizations and individuals.

Donors

 The Global Environment Facility


 WWF

 Europe

 Gordon and Betty Moore Foundation

 The Nature Conservancy

 Department for International Development

 Formas

 Norway's International Climate and Forest Initiative (NICFI)

[Terms of Use](#) · [Privacy policy](#) · [Cookie policy](#) · [Contact us](#)