



# trase

## Sandolandia

COMMODITY YEAR COUNTRY BIOME STATE  
**Soy 2017 Brazil Cerrado Tocantins**

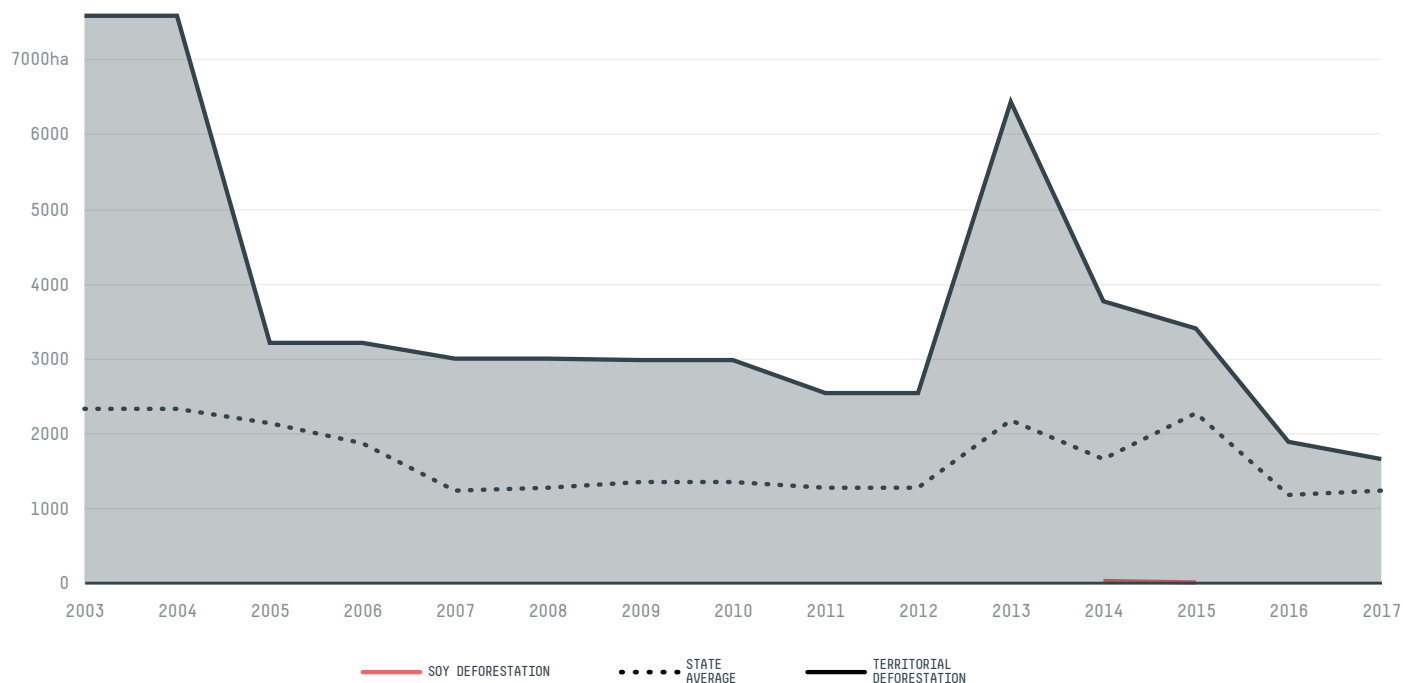
AREA PRODUCTION OF SOY SOY LAND  
**3,529 km<sup>2</sup> 1,240 t 360 ha**

In 2017, Sandolandia produced 1,240 t of soy occupying a total of 360 ha of land. With less than 0.01% of the total production, it ranks 1421st in Brazil in soy production, and 79th in the state of Tocantins. The largest exporter of soy in Sandolandia was Cooperativa Agroindustrial Dos Produtores Rurais Do Sudoeste, which accounted for 96.5% of the total exports, and the main destination was Brazil.

AGRICULTURAL INDICATORS	SCORE	STATE RANKING
Production of soy	1,240 t	79
Soy yield	3.4 t/ha	2
Agricultural land used for soy	57.6 %	64
ENVIRONMENTAL INDICATORS	SCORE	STATE RANKING
Territorial deforestation	1,658 ha	42
Soy deforestation	- ha	-
Land based CO2 emissions	205,016 t CO2	36
Water scarcity	2 /7	5

SOCIO-ECONOMIC INDICATORS	SCORE	STATE RANKING
Human Development Index	0.659 /1	32
GDP per capita	- USD/capita	-
GDP from agriculture	- %	-
Smallholder dominance	15 %	-
Reported cases of forced labour	1	2
Reported cases of land conflicts	-	-
Population	3,411	98
TERRITORIAL GOVERNANCE	SCORE	STATE RANKING
Legal Reserve deficit	3,407.6 ha	39
Legal Reserve deficit as a % of private land	1.2 %	-
Protected vegetation in private land	97,822.6 ha	-
Unprotected vegetation in private land	57,697.2 ha	23
ACTOR COMMITMENTS	SCORE	STATE RANKING
Soy traded under zero deforestation commitment	46.4 %	20
Round Table on Responsible Soy	0 t	3

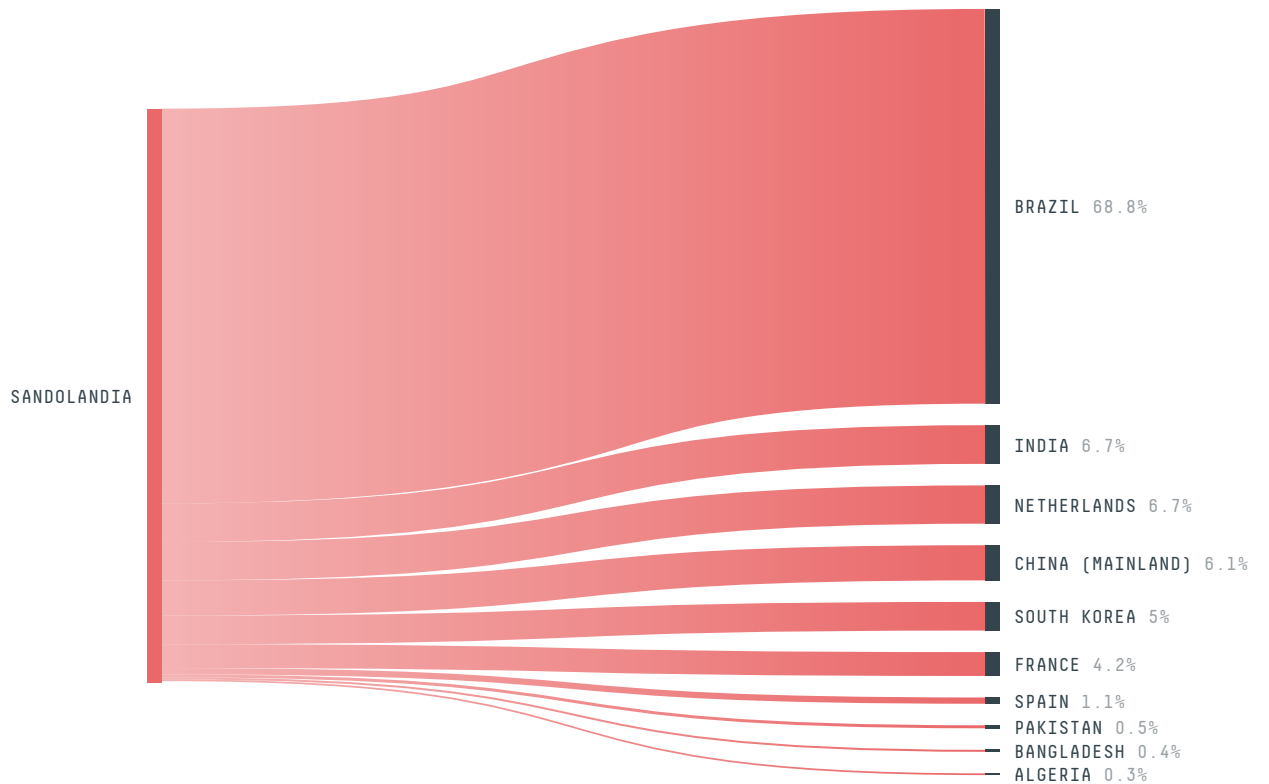
## DEFORESTATION TRAJECTORY OF SANDOLANDIA



## TOP TRADERS OF SOY IN SANDOLANDIA IN 2017



## TOP IMPORTING COUNTRIES OF SOY FROM SANDOLANDIA IN 2017




This website uses cookies to provide you with an improved user experience. By continuing to browse this site, you consent to the use of cookies and similar technologies. Please visit our [privacy policy](#) for further details.


I agree


Trase is a partnership between

 Stockholm Environment Institute

 Global Canopy Programme

In collaboration with

 vizzuality

 The European Forest Institute

and many other organizations and individuals.

Donors

 The Global Environment Facility

 WWF

 Europe

 Gordon and Betty Moore Foundation

 The Nature Conservancy

 Department for International Development

 Formas

 Norway's International Climate and Forest Initiative (NICFI)

[Terms of Use](#) · [Privacy policy](#) · [Cookie policy](#) · [Contact us](#)

This website uses cookies to provide you with an improved user experience. By continuing to browse this site, you consent to the use of cookies and similar technologies. Please visit our [privacy policy](#) for further details.

I AGREE